


Name and Address of the Assessee	:	Vignan's Foundation for Science, Technology and Research Vadlamudi,Guntur ( Dt. )
Status	:	Charitable Trust (U/s 12A)
PAN NO	:	AABTV 1315 Q
Range	:	Exemption Circle, Vijayawada
Asst. Year	:	2020 - 21

**Statement of Total Income**

	₹
Excess of Income Over Expenditure as per Income & Expenditure Statement	228,471,933
Add : Depreciation	97,796,679
	<u>326,268,612</u>
Less: Net Utilization of Restricted Funds	(2,457,643)
	<u>328,726,256</u>
<b><u>Less: Application towards advancement of the Objects of the Trust</u></b>	
(I) For construction of Buildings and acqulsion of Other Assets for Running of the University	268,933,711
(ii) Increase of Net Current Assets	<u>(111,306,417)</u>
	157,627,295
Less: Increase of Long Term Loans	<u>(171,098,961)</u>
	<u>328,726,256</u>
<b>Surplus/(Deficit) for the year</b>	<u><u>-</u></u>

For Vignan's Foundation for Science,  
Technology and Research

  
Managing Trustee

**VIGNAN'S FOUNDATION FOR SCIENCE, TECHNOLOGY AND RESEARCH**  
**VADLAMUDI**  
**STATEMENT OF AFFAIRS AS AT 31.03.2020**

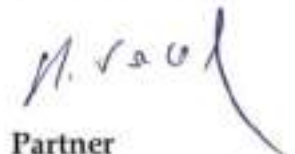
PARTICULARS	Schedule	₹ As at 31.03.2020	₹ As at 31.03.2019
<b>SOURCES OF FUNDS:</b>			
<b>UNRESTRICTED FUNDS</b>			
Corpus Fund	1	50,101,116	50,101,116
General Fund	2	1,033,916,787	805,444,854
Designated/Earmarked Funds		-	-
<b>RESTRICTED FUNDS</b>	3	9,926,018	7,468,375
<b>LOANS/BORROWINGS</b>			
Secured Loans	4	88,581,531	259,680,492
Un-Secured Loans		-	-
<b>CURRENT LIABILITIES AND PROVISIONS</b>	5	72,822,236	66,969,681
<b>TOTAL</b>		1,255,347,688	1,189,664,517
<b>APPLICATION OF FUNDS:</b>			
<b>FIXED ASSETS</b>			
Tangible Assets	6	781,829,721	774,265,896
Intangible Assets		5,218,194	3,918,516
Capital Work-in-Progress		163,446,369	1,172,840
<b>INVESTMENTS</b>			
Long Term	7	-	-
Short Term		-	72,418,918
<b>CURRENT ASSETS</b>	8	220,106,162	263,181,166
<b>LOANS, ADVANCES AND DEPOSITS</b>	9	84,747,242	74,707,182
<b>TOTAL</b>		1,255,347,688	1,189,664,517

For Vignan's Foundation For Science,  
Technology and Research

  
Managing Trustee



As per our report even date annexed  
for M/s. Punnaiah & Co  
Chartered Accountants

  
Partner

Place: Vadlamudi  
Date: 25-10-2020 (CA B. Srinivasa Rao, M. No. 208788)  
UDIN: 20208788AAAAPG1995

VIGNAN'S FOUNDATION FOR SCIENCE, TECHNOLOGY AND RESEARCH

VADLAMUDI

INCOME AND EXPENDITURE STATEMENT FOR THE YEAR ENDED 31.03.2020.

Particulars	Schedule	Current Year				Previous Year	
		Unrestricted Funds			Restricted Funds	Total	
		Corpus Fund	Designated Fund	General Fund			Total
<b>INCOME</b>							
Academic Receipts	10	-	-	1,123,036,430	-	1,123,036,430	1,033,280,143
Grants & Donations	11	-	-	-	-	-	-
Income from Investments	12	-	-	5,551,715	-	5,551,715	1,235,299
Other Incomes	13	-	-	12,505,741	-	12,505,741	15,721,815
<b>TOTAL (A)</b>		-	-	1,141,093,886	-	1,141,093,886	1,050,237,256
<b>EXPENDITURE</b>							
Staff Payments & Benefits	14	-	-	324,415,823	-	324,415,823	332,118,212
Academic Expenses	15	-	-	263,216,164	-	263,216,164	243,187,017
Administrative & General Expenses	16	-	-	183,301,177	-	183,301,177	181,111,142
Transportation Expenses	17	-	-	18,804,059	-	18,804,059	18,797,730
Repairs & Maintenance	18	-	-	14,776,051	-	14,776,051	13,053,307
Finance Costs	19	-	-	10,311,999	-	10,311,999	21,246,438
Depreciation	20	-	-	97,796,679	-	97,796,679	85,851,376
<b>TOTAL (B)</b>		-	-	912,621,952	-	912,621,952	895,365,221
Balance being Excess of Income over Expenditure (A-B)		-	-	228,471,933	-	228,471,933	154,872,035
Transfer to/from Designated Fund							
Building Fund		-	-	-	-	-	-
Corpus Fund		-	-	-	-	-	-
Balance Being Surplus/(Deficit) Carried to General Fund		-	-	228,471,933	-	228,471,933	154,872,035
Notes on Accounts	-						

For Vignan's Foundation For Science,  
Technology and Research

Managing Trustee

Place: Vadlamudi

Date: 25-10-2020

UDIN: 20208788AAAAFG1995



As per our report even date annexed

For M/s Punnaiah & Co  
Chartered Accountants

Partner

(CA B. Srinivasa Rao, M. No. 208788)

**FORM NO. 10B**

[See Rule 17B]

**Audit Report under section 12A (b) of the Income-tax Act, 1961 in the case of  
charitable or religious trusts or institutions**

We have examined the balance sheet of **Vignans Foundation For Science Technology And Research, AABTV 1315 Q** [name and PAN of the trust or institution] as at 31<sup>st</sup> March 2020 and the Profit and loss account for the year ended on that date which are in agreement with the books of account maintained by the said Trust or institution.

We have obtained all the information and explanations which to the best of our knowledge and belief were necessary for the purposes of the audit. In our opinion, proper books of account have been kept by the head office and the branches of the above-named Trust visited by us so far as appears from our examination of the books, and proper Returns adequate for the purposes of audit have been received from branches not visited by us subject to the comments given below: -

In our opinion and to the best of our information, and according to information given to us the said accounts give a true and fair view: -

- (i) in the case of the balance sheet, of the state of affairs of the above named Trust as at 31<sup>st</sup> March 2020 and
- (ii) in the case of the profit and loss account, of the profit or loss of its accounting year ending on 31<sup>st</sup> March 2020.

The prescribed particulars are annexed hereto.

Place: **Guntur**  
Date: **25-Oct-2020**  
UDIN: 20208788AAAAFG1995



For Punnaiah & Co

*M. Srinivasa Rao*  
**B. Srinivasa Rao**

Partner, M. No. 208788

Firm Reg. No. 0002798S

D. No. 5-87-129, Main Road, Lakshmpuram



**ANNEXURE**  
**STATEMENT OF PARTICULARS**

**I. Application of income for charitable or religious purposes.**

1.	Amount of income of the previous year applied to charitable or religious purposes in India during that year.	114,10,93,886
2.	Whether the Trust has exercised the option under clause (2) of the Explanation to section 11(1)? If so, the details of the amount of income deemed to have been applied to charitable or religious purposes in India during the previous year	No
3.	Amount of income accumulated or set apart for application to charitable or religious purposes, to the extent it does not exceed 15 per cent of the income derived from property held under trust wholly for such purposes.	No  0
4.	Amount of income eligible for exemption under section 11(1)(c) [Give details]	No
5.	Amount of income, in addition to the amount referred to in item 3 above, accumulated or set apart for specified purposes under section 11(2)	0
6.	Whether the amount of income mentioned in item 5 above has been invested or deposited in the manner laid down in section 11(2)(b)? If so, the details thereof.	NA
7.	Whether any part of the income in respect of which an option was exercised under clause (2) of the Explanation to section 11(1) in any earlier year is deemed to be income of the previous year under section 11(1B)? If so, the details thereof	No
8.	Whether, during the previous year, any part of income accumulated or set apart for specified purposes under section 11(2) in any earlier year. -	
	(a) has been applied for purposes other than charitable or religious purposes or has ceased to be accumulated or set apart for application thereto, or	No
	(b) has ceased to remain invested in any security referred to in section 11(2)(b)(i) or deposited in any account referred to in section 11(2)(b)(ii) or section 11(2)(b)(iii) or	No
	(c) has not been utilized for purposes for which it was accumulated or set apart during the period for which it was to be accumulated or set apart, or in the year immediately following the expiry thereof? If so, the details thereof.	No



## II. Application or use of income or property for the benefit of persons referred to in section 13[3]

1.	Whether any part of the income or property of the Trust was lent, or continues to be lent in the previous year to any person referred to in section 13(3) [hereinafter referred to in this Annexure as such person]? If so, give details of the amount, rate of interest charged and the nature of security, if any	No
2.	Whether any land, building or other property of the Trust was made, or continued to be made, available for the use of any such person during the previous year? If so, give details of the property and the amount of rent or compensation charged, if any.	No
3.	Whether any payment was made to any such person during the previous year by way of salary, allowance or otherwise? If so, give details.	No
4.	Whether the services of the Trust were made available to any such person during the previous year? If so, give details thereof together with remuneration or compensation received, if any.	No
5.	Whether any share, security or other property was purchased by or on behalf of the Trust during the previous year from any such person? If so, give details thereof together with the consideration paid	No
6.	Whether any share, security or other property was sold by or on behalf of the Trust during the previous year to any such person? If so, give details thereof together with the consideration received.	No
7.	Whether any income or property of the Trust was diverted during the previous year in favour of any such person? If so, give details thereof together with the amount of income or value of property so diverted.	No
8.	Whether the income or property of the Trust was used or applied during the previous year for the benefit of any such person in any other manner? If so, give details.	No



**III. Investment held at any time during the previous year(s) in concerns in which persons referred to in section 13(3) have a substantial interest.**

Sl. No	Name and address of the concern	Where the concern is a company, Number and class of shares held	Nominal value of the investment	Income from the investment	Whether the amount in Col. 4 exceeded 5 per cent of the capital of the concern during the previous year- say, Yes/No
1	2	3	4	5	6
Total					

Place: Guntur  
Date: 25-Oct-2020



For Punnaiah & Co

*B. Srinivasa Rao*

**B. Srinivasa Rao**  
Partner, M. No. 208788  
Firm Reg. No. 0002798S  
D. No. 5-87-129, Main Road, Lakshmpuram

**VIGNAN'S FOUNDATION FOR SCIENCE, TECHNOLOGY & RESEARCH  
VADLAMUDI**

Cash Flow Statement for the year ended 31.03.2020

Particulars	₹ Amount	₹ Amount
<b>Cash Flow from Operating Activities:</b>		
Surplus/(Deficit) for the Year		228,471,933
<b>Adjustments for the non-operating Incomes/Expenses</b>		
Depreciation	97,796,679	
Interest Expenses on Loans	10,311,999	
Income from Investments	(5,551,715)	
Interest on FD's Received	(12,505,741)	90,051,222
<b>Surplus/(Deficit) before changes in the Current Assets/Current Liabilities</b>		<b>318,523,156</b>
<b>(Increase)/Decrease in Current Assets</b>	<b>(10,040,060)</b>	
<b>Increase/(Decrease) in Current Liabilities</b>	<b>5,852,555</b>	<b>(4,187,505)</b>
<b>Net Cash from Operating Activities</b>		<b>314,335,651</b>
<b>Cash Flow from Investing Activities:</b>		
(Purchase or Additions to)/Sale of Fixed Assets	(268,933,711)	
Interest Received	12,505,741	
(Increase)/Decrease in Investments	77,970,633	
<b>Net Cash from Investing Activities</b>		<b>(178,457,337)</b>
<b>Cash Flow from Financing Activities:</b>		
Increase/(Decrease) of Long Term Loans	(171,098,961)	
Interest Paid on Loans	(10,311,999)	
Net Utilization of Restricted Funds	2,457,643	
<b>Net Cash Flow From Financing Activities</b>		<b>(178,953,317)</b>
<b>Net Increase/(Decrease) in Cash equivalents</b>		<b>(43,075,004)</b>
<b>Cash and Cash equivalent at the beginning of the Year</b>		<b>263,181,166</b>
<b>Cash and Cash equivalent at the end of the Year</b>		<b>220,106,162</b>



**VIGNAN'S FOUNDATION FOR SCIENCE, TECHNOLOGY AND RESEARCH: VADLAMUDI.**  
**SCHEDULES FORMING PART OF BALANCE SHEET AS AT 31.03.2020**

**SCHEDULE -1 CORPUS FUND**

Particulars	As at 31.03.2020	As at 31.03.2019
Balance as at the beginning of the year	50,101,116	50,101,116
Add: Contributions/yearmarked towards Corpus	-	-
Deduct: Asset written off during the year created out of Corpus	-	-
<b>BALANCE AT THE YEAR-END</b>	<b>50,101,116</b>	<b>50,101,116</b>

**SCHEDULE -2 GENERAL FUND**

Particulars	As at 31.03.2020	As at 31.03.2019
Balance as at the beginning of the year	805,444,854	650,572,819
Add: Contributions towards General Fund	-	-
Add: Balance of Net Surplus/(Deficit) transferred from the Income and Expenditure Account	228,471,933	154,872,035
<b>BALANCE AT THE YEAR-END</b>	<b>1,033,916,787</b>	<b>805,444,854</b>

**VIGNAN'S FOUNDATION FOR SCIENCE, TECHNOLOGY AND RESEARCH: VADLAMUDI.**  
**SCHEDULES FORMING PART OF BALANCE SHEET AS AT 31.03.2020**

**SCHEDULE 3 - RESTRICTED FUNDS**

Particulars	FUND WISE BREAK UP				TOTAL	
	FUND AA	FUND BB	FUND CC	FUND DD	As at 31.03.2020	As at 31.03.2019
a) Opening balance of the funds	7,468,375	-	-	-	7,468,375	2,979,868
<b>b) Additions to the Funds:</b>						
i. Grants from Government Agencies (Net)	11,417,899	-	-	-	11,417,899	12,626,417
ii. Income from Investments made on account of Funds	-	-	-	-	-	-
iii. Accrued interest on Investments on account of Funds	235,476	-	-	-	235,476	177,939
iv. Other additions (Transfer of unrealised DST project funds)	-	-	-	-	-	19,000
<b>TOTAL (a+b)</b>	<b>19,121,750</b>	<b>-</b>	<b>-</b>	<b>-</b>	<b>19,121,750</b>	<b>15,803,224</b>
<b>c) Utilisation/Expenditure towards objectives of funds</b>						
i. Capital Expenditure						
Equipment	1,225,267	-	-	-	1,225,267	1,216,807
Others	-	-	-	-	-	-
<b>Total</b>	<b>1,225,267</b>	<b>-</b>	<b>-</b>	<b>-</b>	<b>1,225,267</b>	<b>1,216,807</b>
ii. Revenue Expenditure						
Salaries, Wages and Allowances, etc.,	2,575,922	-	-	-	2,575,922	2,610,027
Rent	-	-	-	-	-	-
Other Administrative Expenses	5,394,543	-	-	-	5,394,543	4,508,015
<b>Total</b>	<b>7,970,465</b>	<b>-</b>	<b>-</b>	<b>-</b>	<b>7,970,465</b>	<b>7,118,042</b>
<b>TOTAL (c)</b>	<b>9,195,732</b>	<b>-</b>	<b>-</b>	<b>-</b>	<b>9,195,732</b>	<b>8,334,849</b>
<b>NET BALANCE AS AT THE YEAR-END (a+b-c)</b>	<b>9,926,018</b>	<b>-</b>	<b>-</b>	<b>-</b>	<b>9,926,018</b>	<b>7,468,375</b>

3. The receipts against sponsored projects, sponsored fellowships & scholarships and other funds should be shown by way of sub schedule to the above schedule in the following manner:

HEAD OF ACCOUNT	OPENING	TRANSACTIONS	CLOSING
	AS ON 01.04.2019	DURING THE YEAR	AS ON 31.03.2020
	DR/CR	DR/CR	DR/CR
1. University Grants Commission	-	-	-
2. Ministry	7,468,375	2,457,643	9,926,018
3. Others	-	-	-
TOTAL	7,468,375	2,457,643	9,926,018

4. Grants, unutilized or otherwise, should also be shown as a sub schedule to the above schedule in the following manner:

Balance brought forward	7,468,375
Add : Receipts during the year	11,653,375
Total	19,121,750
Less : Utilised for Capital Expenditure	1,225,267
Balance	17,896,483
Less : Utilised for Revenue Expenditure	7,970,465
Balance carried forward	9,926,018

**VIGNAN'S FOUNDATION FOR SCIENCE, TECHNOLOGY AND RESEARCH: VADLAMUDI.**  
**SCHEDULES FORMING PART OF BALANCE SHEET AS AT 31.03.2020**

**SCHEDULE 4 - LOANS/BORROWINGS**

**SECURED LOANS**

Particulars	As at 31.03.2020	As at 31.03.2019
1. Central Government	-	-
2. State Government (Specify)	-	-
3. Financial Institutions		
a) Term Loans	-	-
b) Interest accrued and due	-	-
4. Banks:		
a) Term Loans	-	-
UCO Bank Car Loan - 21890610018019	73,840	164,689
UCO Bank Car Loan - 21890610019986	-	89,650
HDFC Bank Car Loan - 27091598	-	-
PNB Term Loan,Gnt TL A/c No.0195001F00000028	87,799,112	177,359,501
-Interest accrued and due	708,579	1,712,278
b) Other Loans		
PNB Gnt OD A/c No.0195009300026829	-	79,999,850
Dhanlaxmi Bank OD A/c No.309	-	-
-Interest accrued and due	-	354,524
5. Other Institutions and Agencies	-	-
6. Debentures and Bonds	-	-
7. Others (Specify)	-	-
<b>Total</b>	<b>88,581,531</b>	<b>259,680,492</b>
<b>Note: Amounts due within one year</b>	<b>87,884,100</b>	<b>130,179,818</b>

**UNSECURED LOANS**

Particulars	As at 31.03.2020	As at 31.03.2019
1. Central Government	-	-
2. State Government (Specify)	-	-
3. Financial Institutions	-	-
4. Banks:		
a) Term Loans	-	-
b) Other Loans (specify)	-	-
5. Other Institutions and Agencies		
6. Debentures and Bonds	-	-
7. Fixed Deposits	-	-
<b>Total</b>	<b>-</b>	<b>-</b>
<b>Note: Amounts due within one year</b>	<b>-</b>	<b>-</b>



VIGNAN'S FOUNDATION FOR SCIENCE, TECHNOLOGY AND RESEARCH: VADLAMUDI  
 SCHEDULES FORMING PART OF BALANCE SHEET AS AT 31.03.2020  
 SCHEDULE 5 - CURRENT LIABILITIES & PROVISIONS

Particulars	As at 31.03.2020	As at 31.03.2019
<b>A. CURRENT LIABILITIES</b>		
1. Deposits from Staff	1,309,482	1,182,678
2. Deposits from Students	-	-
3. Sundry Creditors	-	-
a) For Goods & Services	44,942,814	34,720,168
b) others	-	-
c) Receipts from other units	-	-
3. Advance Fee Collections	1,585,428	1,678,362
4. Interest accrued but not due on:		
a) Secured Loans/Borrowings	-	-
b) Un-Secured Loans/Borrowings	-	-
5. Statutory Liabilities (GPF, TDS, WC TAX, CPF, GIS, NPS):		
a) Overdue	-	-
b) TDS Payable	2,819,931	6,138,008
c) Professional Tax Due	106,200	97,850
d) Provident Fund Payable	702,072	594,471
e) ESI Contribution Payable	16,095	29,753
6. Other Current Liabilities		
a) Salaries	-	-
b) Receipts against Sponsored Projects	-	-
c) Receipts against Sponsored Fellowships & Scholarships	-	-
d) Unutilised Grants	-	-
e) Grants in Advance	-	-
f) Miscellaneous Funds	5,593,913	3,516,625
g) Other Liabilities	12,550,541	15,952,414
h) Scholarships	3,008,875	2,876,875
<b>TOTAL (A)</b>	<b>72,635,351</b>	<b>66,787,204</b>
<b>B. PROVISIONS</b>		
1. For Taxation	-	-
2. Gratuity	-	-
3. Superannuation/Pension	-	-
4. Accumulated Leave Encashment	-	-
5. LIC Premium Payable	186,885	182,477
6. Trade Warranties/Claims	-	-
7. Others (Specify)	-	-
<b>TOTAL (B)</b>	<b>186,885</b>	<b>182,477</b>
<b>TOTAL (A+B)</b>	<b>72,822,236</b>	<b>66,969,681</b>

**VIGNAN'S FOUNDATION FOR SCIENCE, TECHNOLOGY AND RESEARCH: VADLAMUDI**  
**SCHEDULES FORMING PART OF BALANCE SHEET AS AT 31.03.2020**

**SCHEDULE 6 -FIXED ASSETS**

Particulars	Depreciation Rate	GROSS BLOCK				DEPRECIATION					NET BLOCK	
		Cost/valuation As at beginning of the Year	Additions during the Year	Deductions during the Year	Cost/valuation at the Year-end	As at the beginning of the Year	On Openings During the Year	On Additions During the Year	On Deductions during the Year	Total up to the Year-end	As at the Current Year-end	As at the Previous Year-end
<b>I. Land:</b>												
a) Freehold	0	59,226,318	11,969,033	0	71,195,371	0	0	0	0	0	71,195,371	59,226,318
b) Leasehold		0	0	0	0	0	0	0	0	0	0	0
<b>II. Buildings:</b>												
a) On Freehold Land		0	0	0	0	0	0	0	0	0	0	0
b) On Leasehold Land	10	727,232,562	9,691,393	0	736,923,955	233,252,700	49,397,986	543,212	0	283,193,898	453,731,056	493,979,861
c) Ownership Flats/Premises		0	0	0	0	0	0	0	0	0	0	0
d) Superstructures on Land not belonging to Educational Institutions		0	0	0	0	0	0	0	0	0	0	0
<b>III. Plants, machinery &amp; equipment</b>	15	58,617,879	2,948,337	0	58,558,216	25,455,605	4,526,340	260,642	0	30,240,588	28,517,627	30,162,274
<b>IV. Furniture &amp; fixtures</b>	10	69,239,390	38,101,403	0	97,340,793	25,177,192	4,406,220	1,851,019	0	31,434,431	65,906,362	44,062,196
<b>V. Office Equipment</b>	15	2,743,340	248,879	0	2,992,219	1,421,798	198,231	34,602	0	1,654,721	1,337,498	1,321,042
<b>VI. Computer/peripherals</b>	40	48,482,760	13,768,869	0	62,251,629	38,381,250	4,040,604	3,270,018	0	45,691,872	16,559,757	10,101,510
<b>VII. Electric Installations</b>	15	23,139,792	4,018,050	0	27,157,842	9,870,781	1,990,352	446,472	0	12,307,604	14,850,238	13,269,011
<b>VIII. Library books</b>	40	20,074,315	3,894,266	0	23,968,581	16,239,375	1,333,976	1,131,769	0	18,905,120	5,063,461	3,834,940
<b>IX. Tube wells &amp; water supply</b>		0	0	0	0	0	0	0	0	0	0	0
<b>X. Lab Equipment</b>	15	75,785,493	16,244,988	0	92,030,481	26,729,256	7,208,434	1,684,137	0	35,771,828	56,258,653	49,056,237
<b>XI. Sports Equipment</b>	15	2,300,324	855,723	0	2,856,047	1,023,813	161,477	64,379	0	1,249,668	1,706,379	1,076,511
<b>XIV. Vehicles</b>	15	35,004,251	212,006	0	35,216,257	8,295,591	4,006,299	31,890	0	12,333,690	22,882,567	26,708,662
<b>XVII. University equipment</b>	15	17,297,558	1,635,347	0	18,932,905	6,861,794	1,565,365	142,384	0	8,569,543	10,363,362	10,435,764
<b>XVIII. Research &amp; Development Equipment</b>												
a) Computer Equipment	40	7,130,084	6,352,899	0	13,682,983	6,775,700	141,753	1,360,068	0	8,277,522	5,405,461	354,364
b) Computer Software	40	3,362,030	0	0	3,362,030	2,915,355	179,750	0	0	3,095,105	266,125	446,875
c) Lab Equipment	15	39,645,158	1,732,031	0	40,777,189	15,425,449	3,542,956	259,805	0	19,228,210	21,548,979	23,619,709
d) Library Books	40	1,196,022	0	0	1,196,022	1,180,275	6,299	0	0	1,186,574	9,448	15,747
e) Solar Vehicle	15	92,702	0	0	92,702	46,323	4,957	0	0	53,280	39,422	46,379
f) Vignan Viraachi Electric vehicle	15	115,130	0	0	115,130	59,539	6,339	0	0	67,677	47,253	55,591
g) Green House Project - Bio-Tech Dept	10	353,266	0	0	353,266	81,428	27,184	0	0	108,611	244,655	271,838
h) Antised House Project (in house)	15	1,393,230	136,898	0	1,724,128	222,142	205,663	17,274	0	445,079	1,279,049	1,371,088
i) Bio-Gas Project (in house)	15	68,685	0	0	68,685	17,836	7,627	0	0	25,464	43,221	50,849
j) Herbal Gardens	15	531,228	95,206	0	626,434	116,262	62,245	7,140	0	185,647	440,787	414,966
k) Lab Equipment (Seed Money for Faculty)	15	747,530	0	0	747,530	138,231	91,395	0	0	229,626	517,904	609,209
l) Bio Gas Plant	15	4,142,948	653,812	0	4,796,760	366,659	536,443	50,112	0	1,151,214	3,645,546	3,576,289
m) Student Project (Seed Money for students)	15	272,985	0	0	272,985	74,932	29,708	0	0	104,640	168,345	198,033
<b>XVIII Computer Software</b>	40	9,590,332	3,913,029	0	13,503,361	5,671,836	1,567,408	1,045,944	0	8,285,187	5,218,194	3,918,516
<b>A. Total of CURRENT YEAR</b>		<b>1,204,388,334</b>	<b>106,666,183</b>	<b>0</b>	<b>1,810,845,517</b>	<b>426,000,922</b>	<b>83,596,012</b>	<b>12,200,667</b>	<b>0</b>	<b>523,797,601</b>	<b>787,047,916</b>	<b>776,184,612</b>
<b>PREVIOUS YEAR</b>		<b>1,172,840</b>	<b>1,172,840</b>	<b>0</b>	<b>1,172,840</b>	<b>0</b>	<b>0</b>	<b>0</b>	<b>0</b>	<b>0</b>	<b>1,172,840</b>	<b>857,830</b>
<b>XII. Capital Work-in-Progress</b>		<b>0</b>	<b>171,964,921</b>	<b>0</b>	<b>171,964,921</b>	<b>0</b>	<b>0</b>	<b>0</b>	<b>0</b>	<b>0</b>	<b>171,964,921</b>	<b>169,315,010</b>
<b>TRANSFER TO ASSETS</b>		<b>0</b>	<b>9,691,393</b>	<b>0</b>	<b>9,691,393</b>	<b>0</b>	<b>0</b>	<b>0</b>	<b>0</b>	<b>0</b>	<b>9,691,393</b>	<b>169,000,000</b>
<b>B. NET WORK-IN-PROGRESS</b>		<b>1,172,840</b>	<b>163,448,368</b>	<b>0</b>	<b>163,448,368</b>	<b>0</b>	<b>0</b>	<b>0</b>	<b>0</b>	<b>0</b>	<b>163,448,368</b>	<b>1,172,840</b>
<b>TOTAL (A+B)</b>		<b>1,205,561,174</b>	<b>270,106,551</b>	<b>0</b>	<b>1,474,291,665</b>	<b>426,000,922</b>	<b>83,596,012</b>	<b>12,200,667</b>	<b>0</b>	<b>523,797,601</b>	<b>950,496,284</b>	<b>777,357,282</b>



## VIGNAN'S FOUNDATION FOR SCIENCE, TECHNOLOGY AND RESEARCH

## VADLAMUDI

## GROUPINGS TO BALANCE SHEET SCHEDULES AS AT 31.03.2020

Fixed Assets Particulars	Previous Year	Additions		Total Additions	Current Year
		Up to sept'19	After Sept'19		
<b>Plant &amp; Machinery</b>					
AC Machines	41,199,752	478,988	2,070,436	2,549,424	43,749,176
Cleaning equipment	443,762	-	-	-	443,762
Fire Hydrant & Extinguisher	1,184,189	-	215,952	215,952	1,400,141
Generator	2,210,292	-	-	-	2,210,292
Mineral Water Plant	694,000	-	-	-	694,000
Motors	68,550	55,900	119,061	174,961	243,511
Plant & Machinery	1,861,731	-	-	-	1,861,731
Solar Equipment	676,632	-	-	0	676,632
Water Coolers	495,624	-	-	-	495,624
Lift Equipment	6,136,947	-	-	0	6,136,947
Mini Roller (Hydraulic)	646,400	-	-	-	646,400
<b>Total</b>	<b>55,617,879</b>	<b>534,888</b>	<b>2,405,449</b>	<b>2,940,337</b>	<b>58,558,216</b>
<b>Vehicles</b>					
Ambulance	418,906	-	-	-	418,906
Auto	439,025	212,000	-	212,000	651,025
Car Benz	3,135,263	-	-	-	3,135,263
Car Honda Amaze EMT	632,210	-	-	-	632,210
Car Honda Amaze EMT 2	714,360	-	-	-	714,360
Maruthi Van	297,421	-	-	-	297,421
Winger Van	1,989,570	-	-	-	1,989,570
Buses	27,002,498	-	-	0	27,002,498
Tractor	375,000	-	-	0	375,000
<b>Total</b>	<b>35,004,253</b>	<b>212,000</b>	<b>-</b>	<b>212,000</b>	<b>35,216,253</b>
<b>Research &amp; Development Equipment</b>					
a) Computer Equipment	7,130,084	247,439	6,305,460	6,552,899	13,682,983
b) Computer Software	3,362,030	-	-	0	3,362,030
c) Lab Equipment	39,045,158	1,732,031	-	1,732,031	40,777,189
d) Library Books	1,196,022	-	-	-	1,196,022
e) Solar Vehicle	92,702	-	-	-	92,702
f) Vignan Viranchi Electric vehicle	115,130	-	-	-	115,130
g) Green House Project - Bio-Tech Dept	353,266	-	-	-	353,266
h) Animal House Project (in house)	1,593,230	99,423	31,475	130,898	1,724,128
i) Bio-Gas Project (in house)	68,685	-	-	-	68,685
j) Herbal Gardens	531,228	-	95,206	95,206	626,434
k) Lab Equipment (Seed Money for Faculty)	747,530	-	-	0	747,530
l) Bio Gas Plant	4,142,948	14,345	639,467	653,812	4,796,760
m) Student Project (Seed Money for Students)	272,985	-	-	0	272,985
<b>Total</b>	<b>58,650,998</b>	<b>2,093,238</b>	<b>7,071,608</b>	<b>9,164,846</b>	<b>67,815,844</b>

<b>Computer/peripherals</b>					
Computer Equipment (Exam cell)	174,260	-	175,298	175,298	349,558
Computer Equipment	47,800,492	2,566,255	10,857,899	13,424,154	61,224,646
Printers	508,008	14,967	154,450	169,417	677,425
<b>Total</b>	<b>48,482,760</b>	<b>2,581,222</b>	<b>11,187,647</b>	<b>13,768,869</b>	<b>62,251,629</b>
<b>Electrical Installation</b>					
Electrical Bells	19,100	-	-	-	19,100
Electrical Equipment	15,785,039	530,918	1,232,350	1,763,268	17,548,307
Fans	1,520,441	31,200	17,798	48,998	1,569,439
UPS Equipment	4,766,947	1,372,794	832,990	2,205,784	6,972,731
Transformer	1,048,265	-	-	-	1,048,265
<b>Total</b>	<b>23,139,792</b>	<b>1,934,912</b>	<b>2,083,138</b>	<b>4,018,050</b>	<b>27,157,842</b>
<b>Office Equipment</b>					
Fax Machine	13,600	-	-	-	13,600
Cash counting Machine	9,999	-	-	-	9,999
Office Equipment	1,441,468	178,579	-	178,579	1,620,047
Telephone Equipment	1,222,473	1,500	2,300	3,800	1,226,273
Refrigerator	55,800	33,600	32,900	66,500	122,300
<b>Total</b>	<b>2,743,340</b>	<b>213,679</b>	<b>35,200</b>	<b>248,879</b>	<b>2,992,219</b>
<b>University Equipment</b>					
Biometric Scanner	127,431	31,797	-	31,797	159,228
Camera	128,500	-	347,020	347,020	475,520
CC Cameras	944,971	-	220,725	220,725	1,165,696
Copier Machine	734,734	155,000	-	155,000	889,734
DVD Players	23,300	-	-	-	23,300
Hero Jet cycle	4,150	-	-	-	4,150
LCD Projectors	4,275,365	59,050	552,860	611,910	4,887,275
LED Display Boards	30,000	-	-	-	30,000
Musical Instruments	161,440	-	-	0	161,440
PA Systems Equipment	1,307,416	17,250	251,645	268,895	1,576,311
Televisions	937,650	-	-	0	937,650
Tent	6,772,054	-	-	-	6,772,054
Vignans Nursery green shed	216,557	-	-	-	216,557
Swayam Prabha DTH Channels Equipt	139,612	-	-	-	139,612
University Equip	1,494,378	-	-	-	1,494,378
<b>Total</b>	<b>17,297,558</b>	<b>263,097</b>	<b>1,372,250</b>	<b>1,635,347</b>	<b>18,932,905</b>
<b>Furniture &amp; Fittings</b>	<b>69,239,390</b>	<b>8,916,979</b>	<b>19,186,424</b>	<b>28,103,403</b>	<b>97,342,793</b>
<b>Buildings</b>	<b>727,232,562</b>	<b>1,172,841</b>	<b>8,518,552</b>	<b>9,691,393</b>	<b>736,923,954</b>
Capital Work in Progress (Buildings)	1,172,841	-	163,446,369	163,446,369	163,446,369
Capital Work in Progress (Lab equipt)	0	-	-	-	-
Computer Software	9,590,352	1,316,690	2,596,339	3,913,029	13,503,381
Lab Equipment	75,785,493	6,210,167	10,034,821	16,244,988	92,030,481
Land	59,226,318	-	11,969,053	11,969,053	71,195,371
Library Books	20,074,315	1,764,577	2,129,689	3,894,266	23,968,581
Sports Equipment	2,100,324	-	855,723	855,723	2,956,047
<b>Total</b>	<b>1,205,358,174</b>	<b>27,214,290</b>	<b>242,892,262</b>	<b>270,106,552</b>	<b>1,474,291,885</b>



**VIGNAN'S FOUNDATION FOR SCIENCE, TECHNOLOGY AND RESEARCH  
VADLAMUDI**

**SCHEDULE 7 - INVESTMENTS**

Particulars	As at 31.03.2020	As at 31.03.2019
<b>Long Term Investments</b>		
a) Others (specify)	-	-
<b>Total</b>	-	-
<b>Short Term Investments</b>		
a) SBI OVERNIGHT REG FUND	-	-
b) SBI EQUITY HYBRID FUND	-	-
c) RELIANCE MONEY MANAGER FUND	-	10,651,129
e) RELIANCE BALANCED ADVANTAGE FUND	-	20,000,000
f) SBI BLUE CHIP FUND - REG PLAN - GROWTH	-	9,429,000
g) SBI MAGNAM MULTI CAP FUND - REG PLAN - GROWTH	-	20,000,000
h) SBI SAVINGS FUND REG PLAN - GROWTH	-	12,338,789
<b>Total</b>	-	<b>72,418,918</b>

**VIGNAN'S FOUNDATION FOR SCIENCE, TECHNOLOGY AND RESEARCH  
VADLAMUDI**

**SCHEDULE 8 - CURRENT ASSETS**

Particulars	As at 31.03.2020	As at 31.03.2019
1. Stock:		
a) Stores and Spares	-	-
b) Loose Tools	-	-
c) Publications	-	-
d) Unifroms	-	-
2. Sundry Debtors (Fee Receivables):		
a) Outstanding for a period exceeding six months	-	-
b) Others	-	-
3. Cash Balances in hand (including cheques/ drafts and imprest)	31,129	43,545
4. Bank Balances (to be further classified as pertaining to earmarked fund or otherwise)		
a) With Scheduled Banks:		
In Current Accounts	49,554,042	28,505,885
In Term Deposit Accounts	143,557,940	213,521,284
In Savings Accounts	26,963,051	21,110,452
b) With Non-Scheduled Banks:		
In Current Accounts	-	-
In term deposit Accounts	-	-
In Savings Accounts	-	-
5. Post Office- Savings Accounts	-	-
<b>TOTAL</b>	<b>220,106,162</b>	<b>263,181,166</b>

**VIGNAN'S FOUNDATION FOR SCIENCE, TECHNOLOGY AND RESEARCH  
VADLAMUDI**

**SCHEDULE 9 - LOANS, ADVANCES & DEPOSITS**

Particulars	As at 31.03.2020	As at 31.03.2019
1. Advances to Employees:		
(Non-interest bearing)		
a) Salary	78,500	522,831
b) Festival	-	-
c) LTC	-	-
d) Medical Advance	-	-
e) Other (Advances for Expenditure)	495,926	638,063
2. Long Term Advances to Employees:		
(Interest bearing)		
a) Vehicle loan	-	-
b) Home loan	-	-
c) Others (to be specified)	-	-
3. Advances and other amounts recoverable in cash or in kind or for value to be received:		
a) On Capital Account	27,436,354	25,161,619
b) to suppliers	2,505,231	15,421,921
c) Service providers	141,263	808,948
4. Prepaid Expenses		
a) Insurance	1,429,480	682,598
b) Internet	249,041	699,041
c) Others	6,839,548	6,173,872
5. Deposits		
a) Telephone	51,239	51,239
b) Lease Rent	221,000	331,000
c) Electricity	2,069,110	2,026,750
d) MCI, if applicable	-	-
e) Security deposit	750	750
f) Gas deposit	6,800	6,800
g) AP Food Processing Society	50,000	50,000
h) Earnest Money (AP Food Technology Lab)	500,000	-
6. Income Accrued		
a) On Inv. Earmarked/Endowment Funds	-	-
b) On Investments-Others	-	-
c) On Loans and Advances	-	-
d) Fee receivable	39,186,197	17,786,196
7. Other receivable		
a) Debit balances in Sponsored Projects	-	-
b) Debit balances in Fellowship & Scholarship	-	-
c) Grants Recoverable	-	-
d) TDS Receivables	3,126,477	3,985,228
e) TCS Receivables	360,326	360,326
f) Others	-	-
8. Claims Receivable	-	-
<b>TOTAL</b>	<b>84,747,242</b>	<b>74,707,182</b>

**VIGNAN'S FOUNDATION FOR SCIENCE, TECHNOLOGY AND RESEARCH  
VADLAMUDI**

**SCHEDULE 10 - ACADEMIC RECEIPTS**

Particulars	As at 31.03.2020	As at 31.03.2019
<b>FEE FROM STUDENTS</b>		
<b>Academic</b>		
1. Tuition Fee	993,015,718	898,207,559
2. Admission Fee	39,755,000	37,603,710
3. Campus Recruitment Training Fee	-	-
<b>Total (A)</b>	<b>1,032,770,718</b>	<b>935,811,269</b>
<b>Examinations</b>		
1. Admission-test Fee	6,496,556	9,807,289
2. Annual Examination Fee	35,347,176	34,933,304
3. Mark Sheet, Certificate Fee	4,464,000	2,585,500
<b>Total (B)</b>	<b>46,307,732</b>	<b>47,326,093</b>
<b>Other fees</b>		
1. Identity Card Fee	145,375	148,927
2. Fine/Miscellaneous Fee	5,507,105	8,009,657
3. Medical Fee	-	-
4. Transportation Fee	38,305,500	41,984,197
5. Hostel Fee	-	-
<b>Total (C)</b>	<b>43,957,980</b>	<b>50,142,781</b>
<b>Sale of Publications</b>		
1. Sale of Syllabus and Question Paper, etc.	-	-
2. Sale of Prospectus including Admission Forms	-	-
<b>Total (D)</b>	<b>-</b>	<b>-</b>
<b>GRAND TOTAL (A+B+C+D)</b>	<b>1,123,036,430</b>	<b>1,033,280,143</b>



VIGNAN'S FOUNDATION FOR SCIENCE, TECHNOLOGY AND RESEARCH  
VADLAMUDI

**SCHEDULE 11 - GRANTS & DONATIONS (Irrevocable Grants & Subsidies Received)**

Particulars	As at 31.03.2020	As at 31.03.2019
1) Central Government	-	-
2) State Government(s)	-	-
3) Government Agencies	-	-
4) Institutions/Welfare Bodies	-	-
5) International Organisations	-	-
6) Others (Specify)	-	-
<b>TOTAL</b>	-	-

**SCHEDULE 12 - INCOME FROM INVESTMENTS**

Particulars	As at 31.03.2020	As at 31.03.2019
1) Capital Gain on MF Investments	5,551,715	1,235,299
2) Others (specify)	-	-
<b>TOTAL</b>	5,551,715	1,235,299

**SCHEDULE 13 - OTHER INCOME**

Particulars	As at 31.03.2020	As at 31.03.2019
<b>A. Income from Land &amp; Building</b>		
1. Hostel Room Rent	-	-
2. License Fee	-	-
3. Hire Charges of Auditorium/Play Ground/ Convention Centre, etc.,	-	-
4. Electricity & Water Charges	-	-
<b>Total</b>	-	-
<b>B. Sale of Institute's publications</b>	-	-
<b>C. Income from holding events</b>		
1. Gross Receipts from Annual Function/Sports Carnival	-	-
Less: Direct Exp. on the Annual Function/Sports Carnival	-	-
2. Gross Receipts from Fetes	-	-
Less: Direct Expenditure incurred on the Fetes	-	-
3. Gross Receipts for Educational Tours	-	-
Less: Direct Expenditure incurred on the Tours	-	-
4. Others (to be specified and separately disclosed)	-	-
<b>Total</b>	-	-
<b>D. Interest on Term Deposits:</b>		
a) With Scheduled Banks (FDRs)	9,754,098	11,266,862
b) With Non-Scheduled Banks	-	-
c) With Institutions	-	-
d) Others	-	-
<b>Total</b>	9,754,098	11,266,862

Particulars	As at 31.03.2020	As at 31.03.2019
<b>E. Interest on Savings Accounts:</b>		
a) With Scheduled Banks	1,941,643	4,454,952
b) With Non-Scheduled Banks	-	-
c) With Institutions	-	-
d) Others	-	-
<b>Total</b>	1,941,643	4,454,952
<b>F. Interest On Loans:</b>		
a) Employees/Staff	-	-
b) Others	-	-
<b>Total</b>	-	-
<b>G. Interest on Debtors and Other Receivables</b>	-	-
<b>H. Others</b>		
1. Income from Consultancy	810,000	-
2. RTI Fee	-	-
3. Income from Royalty	-	-
4. Sale of Application Forms (Recruitment)	-	-
5. Application Fee	-	-
6. Profit on Sale/Disposal of Assets:		
a) Owned Assets	-	-
b) Assets acquired out of Grants/received Free of Cost	-	-
7. Others	-	-
8. Prior Period Adjustments	-	-
<b>Total</b>	810,000	-
<b>GRAND TOTAL (A+B+C+D+E+F+G+H)</b>	<b>12,505,741</b>	<b>15,721,815</b>

**VIGNAN'S FOUNDATION FOR SCIENCE, TECHNOLOGY AND RESEARCH  
VADLAMUDI**

**SCHEDULE 14 - STAFF PAYMENTS & BENEFITS**

Particulars	As at 31.03.2020	As at 31.03.2019
a) Salaries and Wages		
Teaching Staff	223,236,349	221,979,575
Non-Teaching Staff	73,879,823	61,523,749
b) Incentives	3,399,596	29,678,403
c) Contribution to Provident Fund	8,529,303	7,467,023
d) Staff Welfare Expenses	11,185,864	3,731,426
e) Faculty Development	2,974,912	6,139,662
f) Staff Recruitment expenses	386,730	607,476
g) Contribution to ESI	823,246	990,898
<b>TOTAL</b>	<b>324,415,823</b>	<b>332,118,212</b>

**SCHEDULE 15- ACADEMIC EXPENSES**

Particulars	As at 31.03.2020	As at 31.03.2019
a) Laboratory Expenses	3,840,039	1,585,479
b) Field Work/Participation	667,064	824,825
c) Seminar/Workshop	4,757,464	2,209,221
d) Payment to Visiting Faculty	4,851,719	4,629,234
e) Examination Expenses	16,341,085	14,851,872
f) Student Welfare Expenses	5,903,792	4,417,293
g) Admission Expenses	42,320,240	48,147,658
h) Convocation Expenses	5,014,876	4,163,352
i) Publications	200,852	32,450
j) Stipend/Means-cum-Merit Scholarship	1,440,750	1,628,000
k) Academic Scholarships	164,330,750	149,945,150
l) Training & Placement Expenses	13,547,534	10,752,483
<b>TOTAL</b>	<b>263,216,164</b>	<b>243,187,017</b>



**VIGNAN'S FOUNDATION FOR SCIENCE, TECHNOLOGY AND RESEARCH**  
**VADLAMUDI**

**SCHEDULE 16 - ADMINISTRATIVE AND GENERAL EXPENSES**

Particulars	As at 31.03.2020	As at 31.03.2019
a) Electricity and Power	21,871,084	20,193,203
b) Rates, Taxes and Licences	5,203,087	3,608,805
c) Postage & Telegram	1,164,405	987,275
d) Telephone and Internet Charges	1,104,343	1,100,264
e) Printing and Stationary	3,818,452	3,157,604
f) Traveling and Conveyance Expenses	3,145,528	4,198,285
g) Expenses on Seminar/Workshops	190,223	1,059,296
h) Rent	1,963,764	2,568,129
i) Auditors Remuneration	566,400	566,400
j) Advertisement and Publicity	37,039,208	42,335,681
k) Magazines & Journals	612,757	671,204
l) Miscellaneous Expenses	300,552	215,319
m) Functions & Celebrations	12,593,889	11,394,484
n) Research & Development	85,834,072	80,000,951
o) Security Charges	4,943,325	4,684,014
p) Meeting Expenses	1,633,967	1,610,247
q) Social Commitment Expenses	1,316,121	2,759,981
r) Legal charges	-	-
s) Prior period adjustments	-	-
<b>TOTAL</b>	<b>183,301,177</b>	<b>181,111,142</b>

**SCHEDULE 17 - TRANSPORTATION EXPENSES**

Particulars	As at 31.03.2020	As at 31.03.2019
1. Vehicles (Owned by Educational Institution)		
a) Running Expenses	12,774,465	12,496,712
b) Repairs & Maintenance	2,338,552	3,529,754
c) Insurance Expenses	2,384,725	1,693,678
2. Vehicles (Not-owned by Educational Institution)		
a) Running, Repairs & Maintenance Expenses	1,306,317	1,077,586
<b>TOTAL</b>	<b>18,804,059</b>	<b>18,797,730</b>

**VIGNAN'S FOUNDATION FOR SCIENCE, TECHNOLOGY AND RESEARCH  
VADLAMUDI**

**SCHEDULE 18 - REPAIRS & MAINTENANCE**

Particulars	As at 31.03.2020	As at 31.03.2019
a) Building	2,205,674	2,560,011
b) Fixtures	420,200	214,489
c) Plant & Machinery	1,411,944	993,790
d) Office/Sports/ Equipments	1,117,141	1,716,122
e) Computer Maintenance (including Softwares)	1,284,698	944,678
f) University Maintenance	4,627,898	4,388,966
g) Electrical Maintenance	1,056,574	2,051,851
i) Green Initiative Expenses	2,651,922	183,400
<b>TOTAL</b>	<b>14,776,051</b>	<b>13,053,307</b>

**SCHEDULE 19 - FINANCE COSTS**

Particulars	As at 31.03.2020	As at 31.03.2019
a) Interest on Car loan	15,212	76,336
b) Interest on SOD Loan	935,781	772,380
c) Interest on term loan	8,737,541	20,042,338
d) Interest on Deposit Loans	-	-
e) Bank charges	623,465	355,383
<b>TOTAL</b>	<b>10,311,999</b>	<b>21,246,438</b>

**SCHEDULE 20 - DEPRECIATION**

Particulars	As at 31.03.2020	As at 31.03.2019
Depreciation	97,796,679	85,851,376
<b>TOTAL</b>	<b>97,796,679</b>	<b>85,851,376</b>



**INDIAN INCOME TAX RETURN ACKNOWLEDGEMENT**

[Where the data of the Return of Income in Form ITR-1 (SAHAJ), ITR-2, ITR-3, ITR-4(SUGAM), ITR-5, ITR-6, ITR-7  
filed and verified]  
(Please see Rule 12 of the Income-tax Rules, 1962)

Assessment Year  
**2021-22**

PAN	AABTV1315Q		
Name	VIGNANS FOUNDATION FOR SCIENCE TECHNOLOGY AND RESEARCH		
Address	D. No. 292/7 , Vignan Deemed University , Vadlamudi , Chebrolu Manda , Guntur District , 02-Andhra Pradesh , 91-India , 522213		
Status	AOP/BOI	Form Number	ITR-7
Filed w/s	139(1) - Return filed on or before due date	e-Filing Acknowledgement Number	891700850080122

Taxable Income and Tax details			
	Current Year business loss, if any	1	0
	Total Income		0
	Book Profit under MAT, where applicable	2	0
	Adjusted Total Income under AMT, where applicable	3	0
	Net tax payable	4	0
	Interest and Fee Payable	5	0
	Total tax, interest and Fee payable	6	0
	Taxes Paid	7	5,32,791
	(+)Tax Payable /(-)Refundable (6-7)	8	(-) 5,32,790
Distribution Tax details			
	Dividend Tax Payable	9	0
	Interest Payable	10	0
	Total Dividend tax and interest payable	11	0
	Taxes Paid	12	0
	(+)Tax Payable /(-)Refundable (11-12)	13	0
Accreted Income & Tax Detail			
	Accreted Income as per section 115TD	14	0
	Additional Tax payable w/s 115TD	15	0
	Interest payable w/s 115TE	16	0
	Additional Tax and interest payable	17	0
	Tax and interest paid	18	0
	(+)Tax Payable /(-)Refundable (17-18)	19	0

This return has been digitally signed by LAVU RATHAIAH in the capacity of having PAN AAVPL5028Q from IP address 10.1.36.239 on 08-01-2022 13:39:38

DSC Sl. No. & Issuer 3227564 & 2735279811152297886CN=SafeScript sub-CA for RCI Class 2 2014,OU=Sub-CA,O=Sify Technologies Limited,C=IN

System Generated

Barcode/QR Code



AABTV1315Q0789170085008012295977322E53APC7AFE081259799C50268DBEDA9AD

**DO NOT SEND THIS ACKNOWLEDGEMENT TO CPC, BENGALURU**



# Acknowledgement Receipt of Income Tax Forms (Other Than Income Tax Return)



e-Filing Anywhere Anytime  
Income Tax Department, Government of India

e-Filing Acknowledgement Number / Quarterly Statement Receipt Number  
891550170080122

Date of e-Filing  
08-Jan-2022

Name	:	VIGNANS FOUNDATION FOR SCIENCE TECHNOLOGY AND RESEARCH
PAN/TAN	:	AABTV1315Q
Address	:	D. No. 292/7, Vadlamudi, Vadlamudi, Vadlamudi B.O,GUNTUR,Andhra Pradesh,INDIA,522213
Form No.	:	Form 10B
Form Description	:	Audit report under section 12A(1)(b) of the Income-tax Act, 1961, in the case of charitable or religious trusts or institutions
Assessment Year	:	2021-22
Financial Year	:	-
Quarter	:	-
Filing Type	:	Original
Capacity	:	Chartered Accountant
Verified By	:	AAVPL5028Q

(This is a computer generated Acknowledgement Receipt and needs no signature)

# FORM NO. 10B [See rule 17B]

Audit report under section 12A(b) of the Income-tax Act, 1961, in the case of charitable or religious trusts or institutions



e-Filing Anywhere Anytime  
Income Tax Department, Government of India

Acknowledgement Number -891550170080122

We have examined the balance sheet of VIGNANS FOUNDATION FOR SCIENCE TECHNOLOGY AND RESEARCHAABTV1315Q [name of the trust or institution] as at 31st March 2021 and the Profit and loss account for the year ended on that date which are in agreement with the books of account maintained by the said Trust or institution

We have obtained all the information and explanations which to the best of our knowledge and belief were necessary for the purposes of the audit. In our opinion, proper books of account have been kept by the head office and the branches of the abovenamed Trust visited by us so far as appears from our examination of the books, and proper Returns adequate for the purposes of audit have been received from branches not visited by us, subject to the comments given below: Nil

In our opinion and to the best of our information, and according to information given to us, the said accounts give a true and fair view-

- in the case of the balance sheet, of the state of affairs of the above named Trust as at 31st March 2021 and
- in the case of the profit and loss account, of the profit or loss of its accounting year ending on 31st March 2021

The prescribed particulars are annexed hereto.

Name	SRINIVASA BANDARUPALLI
Membership Number	208788
Firm Registration Number	002798S
Date of Audit Report	05-Jan-2022
Place	49.205.233.46
Date	08-Jan-2022

For PUNNAIAH & Co.,  
CHARTERED ACCOUNTANTS

*A. S. V.*  
A. S. V. (PUNNAIAH & Co.)  
M. No. 002798, PARTNER  
Firm Regn. No. 002798S

## ANNEXURE

### STATEMENT OF PARTICULARS

#### I. APPLICATION OF INCOME FOR CHARITABLE OR RELIGIOUS PURPOSES

1. Amount of income of the previous year applied to charitable or religious purposes in India during that year	₹ 89,95,14,457
2. Whether the Trust has exercised the option under clause (2) of the Explanation to section 11(1) ? If so, the details of the amount of income deemed to have been applied to charitable or religious purposes in India during the previous year.	No, -
3. Amount of income accumulated or set apart for application to charitable or religious purposes, to the extent it does not exceed 15 per cent of the income derived from property held under trust wholly for such purposes.	₹ 13,30,34,868
4. Amount of income eligible for exemption under section 11(1)(c) (Give details)	No





Sl. No.	Details	Amount
No Records Added		

5.	Amount of income, in addition to the amount referred to in item 3 above, accumulated or set apart for specified purposes under section 11(2)	₹ 0
6.	Whether the amount of income mentioned in item 5 above has been invested or deposited in the manner laid down in section 11(2)(b) ? If so, the details thereof	Not Applicable, -
7.	Whether any part of the income in respect of which an option was exercised under clause (2) of the Explanation to section 11(1) in any earlier year is deemed to be income of the previous year under section 11(1B) ? If so, the details thereof	No, -,-
8.	Whether, during the previous year, any part of income accumulated or set apart for specified purposes under section 11(2) in any earlier year-	
	(a) has been applied for purposes other than charitable or religious purposes or has ceased to be accumulated or set apart for application thereto, or	No, -,-
	(b) has ceased to remain invested in any security referred to in section 11(2)(b)(i) or deposited in any account referred to in section 11(2)(b)(ii) or section 11(2)(b)(iii), or	No, -,-
	(c) has not been utilised for purposes for which it was accumulated or set apart during the period for which it was to be accumulated or set apart, or in the year immediately following the expiry thereof? If so, the details thereof	No, -,-

## II. APPLICATION OR USE OF INCOME OR PROPERTY FOR THE BENEFIT OF PERSONS REFERRED TO IN SECTION 13(3)

1.	Whether any part of the income or property of the Trust was lent, or continues to be lent, in the previous year to any person referred to in section 13(3) (hereinafter referred to in this Annexure as such person)? If so, give details of the amount, rate of interest charged and the nature of security, if any	No
----	--	----

Sl. No.	Amount	Rate of interest charged (%)	Nature of security, if any.	Remarks
No Records Added				

2.	Whether any land, building or other property of the Trust was made, or continued to be made, available for the use of any such person during the previous year? If so, give details of the property and the amount of rent or compensation charged, if any	No
----	--	----





Sl. No.	Details of property	Amount of rent or compensation charged
No Records Added		

3. Whether any payment was made to any such person during the previous year by way of salary, allowance or otherwise? If so, give details No

Sl. No.	Detail	Amount
No Records Added		

4. Whether the services of the Trust were made available to any such person during the previous year? If so, give details thereof together with remuneration or compensation received, if any No

Sl. No.	Name of the Person	Amount of Remuneration/ Compensation	Remarks
No Records Added			

5. Whether any share, security or other property was purchased by or on behalf of the Trust during the previous year from any such person? If so, give details thereof together with the consideration paid No

Sl. No.	Name of the Person	Amount of Consideration paid	Remarks
No Records Added			

6. Whether any share, security or other property was sold by or on behalf of the Trust during the previous year to any such person? If so, give details thereof together with the consideration received No

Sl. No.	Name of the Person	Amount of Consideration received	Remarks
No Records Added			

7. Whether any income or property of the Trust was diverted during the previous year in favour of any such person? If so, give details thereof together with the amount of income or value of property so diverted No

Sl. No.	Name of the Person	Income or value of property diverted	Remarks
---------	--------------------	--------------------------------------	---------



Sl. No.	Name of the Person	Income or value of property diverted	Remarks
No Records Added			

8. Whether the income or property of the Trust was used or applied during the previous year for the benefit of any such person in any other manner? If so, give details No

Sl. No.	Name of the Person	Amount	Remarks
No Records Added			

**III. INVESTMENTS HELD AT ANY TIME DURING THE PREVIOUS YEAR(S) IN CONCERNS IN WHICH PERSONS REFERRED TO IN SECTION 13(3) HAVE A SUBSTANTIAL INTEREST**

Sl. No.	Name of the concern	Address of the concern	Where the concern is a company	Number of Equity Shares	Number of Preferential Shares	Number of Sweat Equity Shares	Nominal value of the investment	Income from the investment	Whether the amount in col. 5 exceeded 5 per cent of the capital of the concern during the previous year
No Records Added									

Place 49.205.233.46  
Date 08-Jan-2022

Acknowledgement Number - 891550170080122

This form has been digitally signed by SRINIVASA RAO BANDARUPALLI having PAN AEEPB7664L from IP Address 49.205.233.46 on 08-Jan-2022 01:22:13 PM  
Dsc SI No and issuer 20111355CN=e-Mudhra Sub CA for Class 2 Individual 2014,C=IN,O=eMudhra Consumer Services Limited,OU=Certifying Authority



For PUNNAIAH & Co.,  
CHARTERED ACCOUNTANTS


*M. S. S.*  
(B. SRINIVASARAO,  
M. No 208768, PARTNER  
Fem Regn. No. 0027983)



**VIGNAN'S FOUNDATION FOR SCIENCE, TECHNOLOGY AND RESEARCH**  
**VADLAMUDI**  
**BALANCE SHEET AS AT 31.03.2021**

PARTICULARS	Schedule	₹ As at 31.03.2021	₹ As at 31.03.2020
<b>SOURCES OF FUNDS:</b>			
<b>UNRESTRICTED FUNDS</b>			
Corpus Fund	1	5,01,01,116	5,01,01,116
General Fund	2	1,25,21,03,219	1,03,39,16,787
Designated/Earmarked Funds		-	-
<b>RESTRICTED FUNDS</b>	3	1,27,80,789	99,26,018
<b>LOANS/BORROWINGS</b>			
Secured Loans	4	1,80,05,810	8,85,81,531
Un-Secured Loans		-	-
<b>CURRENT LIABILITIES AND PROVISIONS</b>	5	15,98,50,744	7,28,22,236
<b>TOTAL</b>		1,49,28,41,679	1,25,53,47,688
<b>APPLICATION OF FUNDS:</b>			
<b>FIXED ASSETS</b>			
Tangible Assets	6	76,85,08,515	78,18,29,721
Intangible Assets		31,30,917	52,18,194
Capital Work-in-Progress		19,34,30,697	16,34,46,369
<b>INVESTMENTS</b>			
Long Term		-	-
Short Term		-	-
<b>CURRENT ASSETS</b>	7	24,59,55,039	22,01,06,162
<b>LOANS, ADVANCES AND DEPOSITS</b>	8	28,18,16,511	8,47,47,242
<b>TOTAL</b>		1,49,28,41,679	1,25,53,47,688

For Vignan's Foundation For Science,  
Technology and Research

  
Managing Trustee

Place: Vadlamudi

Date: 05-01-2022

As per our report even date annexed

For M/s Punnaiah & Co  
Chartered Accountants

  
Partner

(CA B. Srinivasa Rao)

(M. No. 208788, Firm Reg. No. 00027985)

UDIN: 22208788AAAAAC9163



VIGNAN'S FOUNDATION FOR SCIENCE, TECHNOLOGY AND RESEARCH  
VADLAMUDI

INCOME AND EXPENDITURE ACCOUNT FOR THE PERIOD UPTO 31.03.2021

Particulars	Schedule	Current Year				Restricted Funds	Total	Previous Year Total
		Unrestricted Funds		General Fund	Total			
		Corpus Fund	Designated Fund					
<b>INCOME</b>								
Academic Receipts	9	-	-	1,02,55,75,777	-	1,02,55,75,777	1,12,30,36,430	
Grants & Donations	10	-	-	-	-	-	-	
Income from Investments	11	-	-	-	-	-	55,51,715	
Other Incomes	12	-	-	69,73,548	-	69,73,548	1,25,05,741	
<b>TOTAL (A)</b>				<b>1,03,25,49,325</b>		<b>1,03,25,49,325</b>	<b>1,14,10,93,886</b>	
<b>EXPENDITURE</b>								
Staff Payments & Benefits	13	-	-	32,91,09,290	-	32,91,09,290	32,44,15,823	
Academic Expenses	14	-	-	20,68,35,967	-	20,68,35,967	26,32,16,164	
Administrative & General Expenses	15	-	-	15,32,00,488	-	15,32,00,488	18,33,01,177	
Transportation Expenses	16	-	-	1,09,92,015	-	1,09,92,015	1,88,04,059	
Repairs & Maintenance	17	-	-	1,07,90,390	-	1,07,90,390	1,47,76,051	
Finance Costs	18	-	-	74,00,199	-	74,00,199	1,03,11,999	
Depreciation	19	-	-	9,60,34,544	-	9,60,34,544	9,77,96,679	
<b>TOTAL (B)</b>				<b>81,43,62,893</b>		<b>81,43,62,893</b>	<b>91,26,21,952</b>	
Balance being Excess of Income over Expenditure (A-B)				21,81,86,432	-	21,81,86,432	22,84,71,933	
Transfer to/ from Designated Fund				-	-	-	-	
Building Fund				-	-	-	-	
Corpus Fund				-	-	-	-	
Balance Being Surplus/(Deficit) Carried to General Fund				21,81,86,432	-	21,81,86,432	22,84,71,933	

As per our report even date annexed

For M/s Punnaiah & Co  
Chartered Accountants



*(Signature)*

Partner

(CA B. Srinivasa Rao)

(M. No. 208788, Firm Reg. No. 00027985)

For Vignan's Foundation For Science,  
Technology and Research

*(Signature)*  
Managing Trustee

Place: Vadlamudi

Date: 05-01-2022

UDIN: 22208788AAAAC9163

**VIGNAN'S FOUNDATION FOR SCIENCE, TECHNOLOGY AND RESEARCH: VADLAMUDI.**  
**SCHEDULES FORMING PART OF BALANCE SHEET AS AT 31.03.2021**

**SCHEDULE -1 CORPUS FUND**

Particulars	As at 31.03.2021	As at 31.03.2020
Balance as at the beginning of the year	5,01,01,116	5,01,01,116
Add: Contributions/yearmarked towards Corpus	-	-
Deduct: Asset written off during the year created out of Corpus	-	-
<b>BALANCE AT THE YEAR-END</b>	<b>5,01,01,116</b>	<b>5,01,01,116</b>

**SCHEDULE -2 GENERAL FUND**

Particulars	As at 31.03.2021	As at 31.03.2020
Balance as at the beginning of the year	1,03,39,16,787	80,54,44,854
Add: Contributions towards General Fund	-	-
Add: Balance of Net Surplus/(Deficit) transferred from the Income and Expenditure Account	21,81,86,432	22,84,71,933
<b>BALANCE AT THE YEAR-END</b>	<b>1,25,21,03,219</b>	<b>1,03,39,16,787</b>

**VIGNAN'S FOUNDATION FOR SCIENCE, TECHNOLOGY AND RESEARCH: VADLAMUDI.**  
**SCHEDULES FORMING PART OF BALANCE SHEET AS AT 31.03.2021**

**SCHEDULE 3 - RESTRICTED FUNDS**

Particulars	FUND WISE BREAK UP						TOTAL	
	FUND AA	FUND BB	FUND CC	FUND DD	As at 31.03.2021	As at 31.03.2020		
a) Opening balance of the funds	99,26,018	-	-	-	99,26,018	74,68,375		
b) Additions to the Funds:								
i. Grants from Government Agencies (Net)	1,50,82,691	-	-	-	1,50,82,691	1,14,17,899		
ii. Income from Investments made on account of Funds	-	-	-	-	-	-		
iii. Accrued Interest on Investments on account of Funds	2,77,052	-	-	-	2,77,052	2,35,476		
iv. Other additions (Transfer of unrealised DST project funds)	-	-	-	-	-	-		
<b>TOTAL (a+b)</b>	<b>2,52,85,761</b>	<b>-</b>	<b>-</b>	<b>-</b>	<b>2,52,85,761</b>	<b>1,91,21,750</b>		
c) Utilisation/Expenditure towards objectives of funds								
i. Capital Expenditure								
Equipment	48,05,934	-	-	-	48,05,934	12,25,267		
Others	-	-	-	-	-	-		
<b>Total</b>	<b>48,05,934</b>	<b>-</b>	<b>-</b>	<b>-</b>	<b>48,05,934</b>	<b>12,25,267</b>		
ii. Revenue Expenditure								
Salaries, Wages and Allowances, etc.,	39,59,577	-	-	-	39,59,577	25,75,922		
Rent	-	-	-	-	-	-		
Other Administrative Expenses	37,39,461	-	-	-	37,39,461	53,94,543		
<b>Total</b>	<b>76,99,038</b>	<b>-</b>	<b>-</b>	<b>-</b>	<b>76,99,038</b>	<b>79,70,465</b>		
<b>TOTAL (c)</b>	<b>1,25,04,972</b>	<b>-</b>	<b>-</b>	<b>-</b>	<b>1,25,04,972</b>	<b>91,95,732</b>		
<b>NET BALANCE AS AT THE YEAR-END (a+b-c)</b>	<b>1,27,80,789.45</b>	<b>-</b>	<b>-</b>	<b>-</b>	<b>1,27,80,789</b>	<b>99,26,018</b>		



**VIGNAN'S FOUNDATION FOR SCIENCE, TECHNOLOGY AND RESEARCH: VADLAMUDI.**  
**SCHEDULES FORMING PART OF BALANCE SHEET AS AT 31.03.2021**

**SCHEDULE 4 - LOANS/BORROWINGS**

**SECURED LOANS**

Particulars	As at 31.03.2021	As at 31.03.2020
1. Central Government	-	-
2. State Government (Specify)	-	-
3. Financial Institutions		
a) Term Loans	-	-
b) Interest accrued and due	-	-
4. Banks:		
a) Term Loans	-	-
UCO Bank Car Loan - 21890610018019	-	73,840
UCO Bank Car Loan - 21890610019986	-	-
HDFC Bank Car Loan - 27091598	-	-
PNB Term Loan,Gnt TL A/c No.0195001F00000028	-	8,77,99,112
-Interest accrued and due	-	7,08,579
b) Other Loans		
PNB Gnt OD A/c No.0195009300026829	1,80,05,810	-
Dhanlaxmi Bank OD A/c No.309	-	-
-Interest accrued and due	-	-
5. Other Institutions and Agencies	-	-
6. Debentures and Bonds	-	-
7. Others (Specify)	-	-
<b>Total</b>	<b>1,80,05,810</b>	<b>8,85,81,531</b>
<b>Note: Amounts due within one year</b>	-	-

**UNSECURED LOANS**

Particulars	As at 31.03.2021	As at 31.03.2020
1. Central Government	-	-
2. State Government (Specify)	-	-
3. Financial Institutions	-	-
4. Banks:		
a) Term Loans	-	-
b) Other Loans (specify)	-	-
5. Other Institutions and Agencies		
6. Debentures and Bonds	-	-
7. Fixed Deposits	-	-
<b>Total</b>	<b>-</b>	<b>-</b>
<b>Note: Amounts due within one year</b>	-	-

**VIGNAN'S FOUNDATION FOR SCIENCE, TECHNOLOGY AND RESEARCH: VADLAMUDI.**

**SCHEDULES FORMING PART OF BALANCE SHEET AS AT 31.03.2021**

**SCHEDULE 5 - CURRENT LIABILITIES & PROVISIONS**

Particulars	As at 31.03.2021	As at 31.03.2020
<b>A. CURRENT LIABILITIES</b>		
1. Deposits from Staff	13,14,919	13,09,482
2. Deposits from Students	-	-
3. Sundry Creditors	-	-
a) For Goods & Services	3,19,45,616	4,49,42,814
b) others	-	-
c) Receipts from other units	-	-
3. Advance Fee Collections	4,96,780	15,85,428
4. Interest accrued but not due on:	-	-
a) Secured Loans/Borrowings	-	-
b) Un-Secured Loans/Borrowings	-	-
5. Statutory Liabilities (GPF,TDS,WC TAX,CPF,GIS,NPS):	-	-
a) Overdue	-	-
b) TDS Payable	1,23,69,441	28,19,931
c) Professional Tax Due	1,05,350	1,06,200
d) Provident Fund Payable	7,16,223	7,02,072
e) ESI Contribution Payable	14,614	16,095
6. Other Current Liabilities	-	-
a) Salaries	5,79,34,653	-
b) Receipts against Sponsored Projects	-	-
c) Receipts against Sponsored Fellowships & Scholarships	-	-
d) Unutilised Grants	-	-
e) Grants in Advance	-	-
f) Miscellaneous Funds	76,69,356	55,93,913
g) Other Liabilities	1,62,42,935	1,25,50,541
h) Scholarships	3,08,46,750	30,08,875
<b>TOTAL (A)</b>	<b>15,96,56,637</b>	<b>7,26,35,351</b>
<b>B. PROVISIONS</b>		
1. For Taxation	-	-
2. Gratuity	-	-
3. Superannuation/Pension	-	-
4. Accumulated Leave Encashment	-	-
5. LIC Premium Payable	1,94,107	1,86,885
6. Trade Warranties/Claims	-	-
7. Others (Specify)	-	-
<b>TOTAL (B)</b>	<b>1,94,107</b>	<b>1,86,885</b>
<b>TOTAL (A+B)</b>	<b>15,98,50,744</b>	<b>7,28,22,236</b>

**VIGNAN'S FOUNDATION FOR SCIENCE, TECHNOLOGY AND RESEARCH  
VADLAMUDI**

**SCHEDULES FORMING PART OF BALANCE SHEET AS AT 31.03.2021**

**SCHEDULE 7 - CURRENT ASSETS**

Particulars	As at 31.03.2021	As at 31.03.2020
1. Stock:		
a) Stores and Spares	-	-
b) Loose Tools	-	-
c) Publications	-	-
d) Uniforms	-	-
2. Sundry Debtors (Fee Receivables):		
a) Outstanding for a period exceeding six months	-	-
b) Others	-	-
3. Cash Balances in hand (including cheques/ drafts and imprest)	84,696	31,129
4. Bank Balances (to be further classified as pertaining to earmarked fund or otherwise)		
a) With Scheduled Banks:		
In Current Accounts	5,79,30,279	4,95,54,042
In Term Deposit Accounts	13,44,86,531	14,35,57,940
In Savings Accounts	5,34,53,533	2,69,63,051
b) With Non-Scheduled Banks:		
In Current Accounts	-	-
In term deposit Accounts	-	-
In Savings Accounts	-	-
5. Post Office- Savings Accounts	-	-
<b>TOTAL</b>	<b>24,59,55,039</b>	<b>22,01,06,162</b>



VIGNAN'S FOUNDATION FOR SCIENCE, TECHNOLOGY AND RESEARCH-VADLAMUDI,  
SCHEDULES FORMING PART OF BALANCE SHEET AS AT 31.03.2021

Particulars	Depreciation Rate	GROSS BLOCK				DEPRECIATION				NET BLOCK		
		Cost/valuation As at beginning of the Year	Additions during the Year	Deductions during the Year	Cost/valuation at the Year-end	As at the beginning of the Year	On Openings During the Year	On Additions During the Year	On Deductions during the Year	Total up to the Year-end	As at the Current Year-end	As at the Previous Year-end
I. Land:												
a) Freehold	0	2,11,55,371	2,18,26,400	0	9,39,21,771	0	0	0	0	0	9,30,21,771	7,11,95,371
b) Leasehold		0	0	0	0	0	0	0	0	0	0	0
II. Buildings:												
a) On Freehold Land		0	0	0	0	0	0	0	0	0	0	0
b) On Leasehold Land	10	73,69,23,955	2,81,27,981	0	76,50,51,936	28,31,83,898	4,33,73,006	14,06,399	0	32,89,73,303	43,30,78,633	45,37,30,058
c) Ownership Flats/ Premises		0	0	0	0	0	0	0	0	0	0	0
d) Superstructures on Land not belonging to Educational Institutions		0	0	0	0	0	0	0	0	0	0	0
III. Plants, machinery & equipment	15	5,89,58,216	28,95,449	0	6,12,53,665	3,02,40,388	42,47,666	3,59,367	0	5,48,43,800	2,64,09,865	2,83,17,627
IV. Furniture & fixtures	10	9,73,42,795	11,37,240	0	9,84,80,035	3,14,34,431	65,90,856	76,711	0	3,81,01,978	6,03,78,375	6,59,08,362
V. Office Equipment	15	29,92,219	1,23,947	0	31,36,166	16,54,721	2,08,625	11,917	0	38,67,263	12,48,983	13,37,498
VI. Computer/peripherals	40	6,22,51,629	3,05,79,099	0	7,28,30,728	4,56,91,872	66,23,903	24,99,591	0	5,47,73,566	1,90,50,362	1,65,59,257
VII. Electric Installations	15	2,71,57,842	11,72,490	0	2,85,38,732	1,25,10,684	23,27,536	3,23,233	0	1,46,57,873	1,36,72,859	1,48,58,238
VIII. Library books	40	2,39,66,981	35,91,453	0	2,75,68,434	1,89,05,120	26,23,386	9,98,076	0	2,19,26,580	56,33,832	50,83,461
IX. Tube wells & water supply		0	0	0	0	0	0	0	0	0	0	0
XI. Lab Equipment	15	9,28,30,481	70,27,210	0	9,91,87,691	3,57,71,828	84,30,296	6,03,259	0	4,48,14,285	5,42,93,106	5,62,38,653
XII. Sports Equipment	15	29,56,047	4,69,909	0	34,16,956	12,49,448	2,53,987	34,588	0	15,48,023	18,76,933	17,86,579
XIV. Vehicles	15	3,52,16,273	26,886	0	3,52,16,253	1,23,33,660	34,32,384	0	0	1,57,44,079	1,91,50,178	2,28,82,563
XVII. University equipment	15	1,89,72,905	36,89,283	0	2,27,42,488	85,69,543	15,54,594	4,30,283	0	1,65,74,208	1,21,68,158	1,03,63,362
XVIII. Research & Development Equipment												
a) Computer Equipment	40	1,36,82,980	0	0	1,36,82,983	82,77,522	21,82,184	0	0	1,04,39,786	32,83,277	56,05,461
b) Computer Software	40	35,62,030	0	0	33,62,016	30,93,905	1,07,258	0	0	32,01,156	1,60,879	2,68,125
c) Lab Equipment	15	4,07,77,489	26,886	0	4,08,05,189	1,92,28,210	32,32,347	2,180	0	2,24,62,657	1,83,42,552	2,15,48,979
d) Library Books	40	11,96,022	0	0	11,96,022	11,88,576	3,778	0	0	11,90,353	5,669	9,448
e) Solar Vehicle	15	92,702	0	0	92,702	93,280	5,913	0	0	59,193	33,589	39,422
f) Vignana Viratula Electric vehicle	15	1,33,130	0	0	1,33,130	67,877	7,888	0	0	74,965	48,165	67,255
g) Green House Project - Bio-Tech Dept	10	5,33,266	0	0	5,33,266	1,08,611	28,465	0	0	1,33,077	2,26,189	2,84,655
h) Animal House Project (in house)	15	17,24,128	0	0	17,24,128	4,45,079	3,91,857	0	0	4,36,906	10,87,192	12,79,089
i) Bio-Gas Project (in house)	15	68,685	0	0	68,685	25,444	6,485	0	0	31,947	36,738	43,221
j) Herbal Garbans	15	6,26,434	0	0	6,26,434	1,85,647	66,118	0	0	2,51,265	3,74,669	4,40,287
k) Lab Equipment (Send Money for Faculty)	15	7,47,530	0	0	7,47,530	2,29,626	77,486	0	0	3,07,511	4,40,239	5,17,904
l) Bio Gas Plant	15	47,96,760	0	0	47,96,760	11,53,214	5,46,532	0	0	16,99,746	30,97,014	36,43,546
m) Shankar Project (Send Money for students)	15	3,72,985	0	0	3,72,985	1,04,840	23,252	0	0	1,29,891	1,43,094	1,68,345
XVII. Computer Software	40	1,35,03,381	0	0	1,35,03,381	82,85,187	29,87,278	0	0	1,03,72,664	31,30,917	52,38,194
A. Total of CURRENT YEAR		1,31,08,45,517	8,06,26,019	0	1,39,14,71,535	52,87,97,401	8,95,14,640	65,19,204	0	61,98,32,145	77,16,39,431	78,70,47,914
PREVIOUS YEAR		16,34,46,368	16,34,46,368	0	16,34,46,368	0	0	0	0	16,34,46,368	16,34,46,368	11,72,842
XII. Capital Work-in-Progress		0	5,81,12,319	0	5,81,12,319	0	0	0	0	0	5,81,12,319	17,19,64,923
TRANSFER TO ASSETS		0	2,81,27,981	0	2,81,27,981	0	0	0	0	0	2,81,27,981	96,91,393
B. NET WORK-IN-PROGRESS		16,34,46,368	19,34,30,697	0	19,34,30,697	0	0	0	0	19,34,30,697	19,34,30,697	16,34,46,368
TOTAL (A+B)		1,47,42,91,885	27,40,56,716	0	1,58,69,02,273	52,87,97,401	8,95,14,640	65,19,204	0	61,98,32,145	96,50,70,128	95,04,94,294

VIGNAN'S FOUNDATION FOR SCIENCE, TECHNOLOGY AND RESEARCH

VADLAMUDI

SCHEDULES FORMING PART OF BALANCE SHEET AS AT 31.03.2021

SCHEDULE 8 - LOANS, ADVANCES & DEPOSITS

Particulars	As at 31.03.2021	As at 31.03.2020
1. Advances to Employees:		
(Non-interest bearing)		
a) Salary	5,91,001	78,500
b) Festival	-	-
c) LTC	-	-
d) Medical Advance	-	-
e) Other (Advances for Expenditure)	3,23,890	4,95,926
2. Long Term Advances to Employees:		
(Interest bearing)		
a) Vehicle loan	-	-
b) Home loan	-	-
c) Others (to be specified)	-	-
3. Advances and other amounts recoverable in cash or in kind or for value to be received:		
a) On Capital Account	4,02,29,506	2,74,36,354
b) to suppliers	45,18,369	25,05,231
c) Service providers	3,78,189	1,41,263
4. Prepaid Expenses		
a) Insurance	23,95,837	14,29,480
b) Internet	1,756	2,49,041
c) Others	7823050	68,39,548
5. Deposits		
a) Telephone	51,239	51,239
b) Lease Rent	1,85,000	2,21,000
c) Electricity	20,69,110	20,69,110
d) MCI, if applicable	-	-
e) Security deposit	750	750
f) Gas deposit	6,800	6,800
g) AP Food Processing Society	50,000	50,000
h) Earnest Money (AP Food Technology Lab)	5,00,000	5,00,000
6. Income Accrued		
a) On Inv. Earmarked/Endowment Funds	-	-
b) On Investments-Others	-	-
c) On Loans and Advances	-	-
d) Fee receivables upto 2019-20	2,09,77,330	3,91,86,197
e) Fee receivables 2020-21	19,88,67,949	-
7. Other receivable		
a) Debit balances in Sponsored Projects	-	-
b) Debit balances in Fellowship & Scholarship	-	-
c) Grants Recoverable	-	-
d) TDS Receivables	24,77,325	31,26,477
e) TCS Receivables	3,69,411	3,60,326
f) Others	-	-
8. Claims Receivable	-	-
<b>TOTAL</b>	<b>28,18,16,511</b>	<b>8,47,47,242</b>

**VIGNAN'S FOUNDATION FOR SCIENCE, TECHNOLOGY AND RESEARCH  
VADLAMUDI**

**SCHEDULES FORMING PART OF INCOME & EXPENDITURE STATEMENT**

**SCHEDULE 9 - ACADEMIC RECEIPTS**

<b>Particulars</b>	<b>Current Year</b>	<b>Previous Year</b>
<b>FEE FROM STUDENTS</b>		
<b>Academic</b>		
1. Tuition Fee	93,83,44,575	99,30,15,718
2. Admission Fee	2,92,93,400	3,97,55,000
3. Campus Recruitment Training Fee	-	-
<b>Total (A)</b>	<b>96,76,37,975</b>	<b>1,03,27,70,718</b>
<b>Examinations</b>		
1. Admission-test Fee	29,36,295	64,96,556
2. Annual Examination Fee	2,96,29,183	3,53,47,176
3. Mark Sheet, Certificate Fee	-	44,64,000
<b>Total (B)</b>	<b>3,25,65,478</b>	<b>4,63,07,732</b>
<b>Other fees</b>		
1. Identity Card Fee	87,030	1,45,375
2. Fine/Miscellaneous Fee	17,00,075	55,07,105
3. Medical Fee	-	-
4. Transportation Fee	2,35,85,219	3,83,05,500
5. Hostel Fee	-	-
<b>Total (C)</b>	<b>2,53,72,324</b>	<b>4,39,57,980</b>
<b>Sale of Publications</b>		
1. Sale of Syllabus and Question Paper, etc.	-	-
2. Sale of Prospectus including Admission Forms	-	-
<b>Total (D)</b>	<b>-</b>	<b>-</b>
<b>GRAND TOTAL (A+B+C+D)</b>	<b>1,02,55,75,777</b>	<b>1,12,30,36,430</b>



**VIGNAN'S FOUNDATION FOR SCIENCE, TECHNOLOGY AND RESEARCH  
VADLAMUDI**

**SCHEDULES FORMING PART OF INCOME & EXPENDITURE STATEMENT**

**SCHEDULE 10 - GRANTS & DONATIONS (Irrevocable Grants & Subsidies Received)**

Particulars	Current Year	Previous Year
1) Central Government	-	-
2) State Government(s)	-	-
3) Government Agencies	-	-
4) Institutions/Welfare Bodies	-	-
5) International Organisations	-	-
6) Others (Specify)	-	-
<b>TOTAL</b>	-	-

**SCHEDULE 11 - INCOME FROM INVESTMENTS**

Particulars	Current Year	Previous Year
1) Capital Gain on MF Investments	-	55,51,715
2) Others (specify)	-	-
<b>TOTAL</b>	-	55,51,715

**SCHEDULE 12 - OTHER INCOME**

Particulars	Current Year	Previous Year
<b>A. Income from Land &amp; Building</b>		
1. Hostel Room Rent	-	-
2. License Fee	-	-
3. Hire Charges of Auditorium/Play Ground/ Convention Centre, etc.,	-	-
4. Electricity & Water Charges	-	-
<b>Total</b>	-	-
<b>B. Sale of Institute's publications</b>	-	-
<b>C. Income from holding events</b>		
1. Gross Receipts from Annual Function/Sports Carnival	-	-
Less: Direct Exp. on the Annual Function/Sports Carnival	-	-
2. Gross Receipts from Fetes	-	-
Less: Direct Expenditure incurred on the Fetes	-	-
3. Gross Receipts for Educational Tours	-	-
Less: Direct Expenditure incurred on the Tours	-	-
4. Others (to be specified and separately disclosed)	-	-
<b>Total</b>	-	-
<b>D. Interest on Term Deposits:</b>		
a) With Scheduled Banks (FDRs)	67,89,498	97,54,098
b) With Non-Scheduled Banks	-	-
c) With Institutions	-	-
d) Others	-	-
<b>Total</b>	67,89,498	97,54,098

Particulars	Current Year	Previous Year
<b>E. Interest on Savings Accounts:</b>		
a) With Scheduled Banks	1,84,050	19,41,643
b) With Non-Scheduled Banks	-	-
c) With Institutions	-	-
d) Others	-	-
<b>Total</b>	1,84,050	19,41,643
<b>F. Interest On Loans:</b>		
a) Employees/Staff	-	-
b) Others	-	-
<b>Total</b>	-	-
<b>G. Interest on Debtors and Other Receivables</b>	-	-
<b>H. Others</b>		
1. Income from Consultancy	-	8,10,000
2. RII Fee	-	-
3. Income from Royalty	-	-
4. Sale of Application Forms (Recruitment)	-	-
5. Application Fee	-	-
6. Profit on Sale/Disposal of Assets:		
a) Owned Assets	-	-
b) Assets acquired out of Grants/received Free of Cost	-	-
7. Others	-	-
8. Prior Period Adjustments	-	-
<b>Total</b>	-	-
<b>GRAND TOTAL (A+B+C+D+E+F+G+H)</b>	69,73,548	1,16,95,741

**VIGNAN'S FOUNDATION FOR SCIENCE, TECHNOLOGY AND RESEARCH  
VADLAMUDI**

**SCHEDULES FORMING PART OF INCOME & EXPENDITURE STATEMENT**

**SCHEDULE 13 - STAFF PAYMENTS & BENEFITS**

Particulars	Current Year	Previous Year
a) Salaries and Wages		
Teaching Staff	24,15,84,566	22,32,36,349
Non-Teaching Staff	7,08,77,129	7,38,79,823
b) Incentives	7,84,420	33,99,596
c) Contribution to Provident Fund	91,68,659	85,29,303
d) Staff Welfare Expenses	52,33,345	1,11,85,864
e) Faculty Development	6,02,496	29,74,912
f) Staff Recruitment expenses	27,500	3,86,730
g) Contribution to ESI	8,31,175	8,23,246
<b>TOTAL</b>	<b>32,91,09,290</b>	<b>32,44,15,823</b>

**SCHEDULE 14- ACADEMIC EXPENSES**

Particulars	Current Year	Previous Year
a) Laboratory Expenses	18,12,165	38,40,039
b) Field Work/Participation	20,860	6,67,064
c) Seminar/Workshop	9,02,844	47,57,464
d) Payment to Visiting Faculty	16,68,447	48,51,719
e) Examination Expenses	94,73,694	1,63,41,085
f) Student Welfare Expenses	35,10,015	59,03,792
g) Admission Expenses	2,32,07,925	4,23,20,240
h) Convocation Expenses	-	50,14,876
i) Publications	-	2,00,852
j) Stipend/Means-cum-Merit Scholarship	17,67,000	14,40,750
k) Academic Scholarships	15,38,43,750	16,43,30,750
l) Training & Placement Expenses	1,06,29,267	1,35,47,534
<b>TOTAL</b>	<b>20,68,35,967</b>	<b>26,32,16,164</b>



**VIGNAN'S FOUNDATION FOR SCIENCE, TECHNOLOGY AND RESEARCH  
VADLAMUDI**

**SCHEDULES FORMING PART OF INCOME & EXPENDITURE STATEMENT**

**SCHEDULE 15 - ADMINISTRATIVE AND GENERAL EXPENSES**

Particulars	Current Year	Previous Year
a) Electricity and Power	1,12,50,040	2,18,71,084
b) Rates, Taxes and Licences	59,22,869	52,03,087
c) Postage & Telegram	4,89,226	11,64,405
d) Telephone and Internet Charges	19,54,463	11,04,343
e) Printing and Stationary	24,93,758	38,18,452
f) Traveling and Conveyance Expenses	9,01,169	31,45,528
g) Expenses on Seminar/Workshops	-	1,90,223
h) Rent	17,65,002	19,63,764
i) Auditors Remuneration	5,66,400	5,66,400
j) Advertisement and Publicity	4,21,74,049	3,70,39,208
k) Magazines & Journals	7,43,170	6,12,757
l) Miscellaneous Expenses	1,58,450	3,00,552
m) Functions & Celebrations	13,95,919	1,25,93,889
n) Research & Development	7,75,20,877	8,58,34,072
o) Security Charges	52,29,759	49,43,325
p) Meeting Expenses	73,820	16,33,967
q) Social Commitment Expenses	5,61,517	13,16,121
<b>TOTAL</b>	<b>15,32,00,488</b>	<b>18,33,01,177</b>

**SCHEDULE 16 - TRANSPORTATION EXPENSES**

Particulars	Current Year	Previous Year
1. Vehicles (Owned by Educational Institution)		
a) Running Expenses	66,54,607	1,27,74,465
b) Repairs & Maintenance	22,93,312	23,38,552
c) Insurance Expenses	14,44,109	23,84,725
2. Vehicles (Not-owned by Educational Institution)	-	
a) Running, Repairs & Maintenance Expenses	5,99,987	13,06,317
<b>TOTAL</b>	<b>1,09,92,015</b>	<b>1,88,04,059</b>

**VIGNAN'S FOUNDATION FOR SCIENCE, TECHNOLOGY AND RESEARCH  
VADLAMUDI**

**SCHEDULES FORMING PART OF INCOME & EXPENDITURE STATEMENT**

**SCHEDULE 17 - REPAIRS & MAINTENANCE**

Particulars	Current Year	Previous Year
a) Building	17,23,490	22,05,674
b) Fixtures	3,30,055	4,20,200
c) Plant & Machinery	4,09,364	14,11,944
d) Office/Sports/ Equipments	4,98,460	11,17,141
e) Computer Maintenance (including Softwares)	17,76,872	12,84,698
f) University Maintenance	32,86,315	46,27,898
g) Electrical Maintenance	10,16,638	10,56,574
i) Green Initiative Expenses	17,49,196	26,51,922
<b>TOTAL</b>	<b>1,07,90,390</b>	<b>1,47,76,051</b>

**SCHEDULE 18 - FINANCE COSTS**

Particulars	Current Year	Previous Year
a) Interest on Car loan	3,030	15,212
b) Interest on SOD Loan	22,16,483	9,35,781
c) Interest on term loan	38,53,477	87,37,541
d) Interest on Deposit Loans	-	-
e) Bank charges	13,27,209	6,23,465
<b>TOTAL</b>	<b>74,00,199</b>	<b>1,03,11,999</b>

**SCHEDULE 19 - DEPRECIATION**

Particulars	Current Year	Previous Year
Depreciation	9,60,34,544	9,77,96,679
<b>TOTAL</b>	<b>9,60,34,544</b>	<b>9,77,96,679</b>

**INDIAN INCOME TAX RETURN ACKNOWLEDGEMENT**

[Where the data of the Return of Income in Form ITR-1 (SAHAJ), ITR-2, ITR-3, ITR-4(SUGAM), ITR-5, ITR-6, ITR-7  
filed and verified]  
(Please see Rule 12 of the Income-tax Rules, 1962)

Assessment Year  
2022-23

PAN	AABTV1315Q		
Name	VIGNANS FOUNDATION FOR SCIENCE TECHNOLOGY AND RESEARCH		
Address	D. No. 292/7 , Vignan Deemed University , Vadlamudi , Chebrolu Manda , Guntur District , 02-Andhra Pradesh , 91-India , 522213		
Status	AOP/BOI	Form Number	ITR-7
Filed u/s	139(1) - Return filed on or before due date	e-Filing Acknowledgement Number	750554671261022

Taxable Income and Tax details	Current Year business loss, if any	1	0
	Total Income		0
	Book Profit under MAT, where applicable	2	0
	Adjusted Total Income under AMT, where applicable	3	0
	Net tax payable	4	0
	Interest and Fee Payable	5	0
	Total tax, interest and Fee payable	6	0
Taxes Paid	7	6,93,207	
(+)/Tax Payable /(-)/Refundable (6-7)	8	(-) 6,93,210	
Accrued Income & Tax Detail	Accrued Income as per section 115TD	9	0
	Additional Tax payable u/s 115TD	10	0
	Interest payable u/s 115TE	11	0
	Additional Tax and interest payable	12	0
	Tax and interest paid	13	0
	(+)/Tax Payable /(-)/Refundable (17-18)	14	0

This return has been digitally signed by LAVU RATHAIAH in the capacity of Principal Officer having PAN AAVPL5028Q from IP address 106.217.144.129 on 26-Oct-2022  
DSC Sl. No. & Issuer 3227564 & 4898846648314170087CN--IDSign sub CA for Consumers 2022,OU=Certifying Authority,O=QCID Technologies Private Limited,C=IN

System Generated

Barcode/QR Code



AABTV1315Q07750554671261022092FBBCAF545CD03628D0B58DC115EB0F4997C1B

**DO NOT SEND THIS ACKNOWLEDGEMENT TO CPC, BENGALURU**



# Acknowledgement Receipt of Income Tax Forms (Other Than Income Tax Return)



e-Filing *Anywhere Anytime*  
Income Tax Department, Government of India

e-Filing Acknowledgement Number / Quarterly Statement Receipt Number  
578037200300922

Date of e-Filing  
30-Sep-2022

Name	: VIGNANS FOUNDATION FOR SCIENCE TECHNOLOGY AND RESEARCH
PAN/TAN	: AABTV1315Q
Address	: D. No. 292/7,Vadlamudi,Vadlamudi,Vadlamudi B.O,GUNTUR,Andhra Pradesh,INDIA,522213
Form No.	: Form 10B
Form Description	: Audit report under section 12A(1)(b) of the Income-tax Act, 1961, in the case of charitable or religious trusts or institutions
Assessment Year	: 2022-23
Financial Year	: -
Month	: -
Quarter	: -
Filing Type	: Original
Capacity	: Chartered Accountant
Verified By	: 208788

(This is a computer generated Acknowledgement Receipt and needs no signature)

# FORM NO. 10B [See rule 17B]

Audit report under section 12A(b) of the Income-tax Act, 1961, in the case of charitable or religious trusts or institutions



e-Filing Anywhere Anytime  
Income Tax Department, Government of India

Acknowledgement Number -578037200300922

We have examined the balance sheet of VIGNANS FOUNDATION FOR SCIENCE TECHNOLOGY AND RESEARCH AABTV1315Q [name of the trust or institution] as at 31st March 2022 and the Profit and loss account for the year ended on that date which are in agreement with the books of account maintained by the said Trust or institution

We have obtained all the information and explanations which to the best of our knowledge and belief were necessary for the purposes of the audit. In our opinion, proper books of account have been kept by the head office and the branches of the abovenamed Trust visited by us so far as appears from our examination of the books, and proper Returns adequate for the purposes of audit have been received from branches not visited by us, subject to the comments given below:

In our opinion and to the best of our information, and according to information given to us, the said accounts give a true and fair view-

- (i) in the case of the balance sheet, of the state of affairs of the above named Trust as at 31st March 2022 and
- (ii) in the case of the profit and loss account, of the profit or loss of its accounting year ending on 31st March 2022

The prescribed particulars are annexed hereto.

Name	B. Srinivasa Rao
Membership Number	208788
Firm Registration Number	0002798S
Date of Audit Report	29-Sep-2022
Place	49.205.233.22
Date	30-Sep-2022

**For PUNNAIAH & Co.,**  
CHARTERED ACCOUNTANTS  
*(Signature)*  
(B. SRINIVASA RAO)  
M. No. 208768, PARTNER  
Firm Regn. No. 002798S

## ANNEXURE

### STATEMENT OF PARTICULARS

#### I. APPLICATION OF INCOME FOR CHARITABLE OR RELIGIOUS PURPOSES

1. Amount of income of the previous year applied to charitable or religious purposes in India during that year	₹ 95,40,83,711
2. Whether the Trust has exercised the option under clause (2) of the Explanation to section 11(1) ? If so, the details of the amount of income deemed to have been applied to charitable or religious purposes in India during the previous year.	Yes, ₹ 8,13,18,224
3. Amount of income accumulated or set apart for application to charitable or religious purposes, to the extent it does not exceed 15 per cent of the income derived from property held under trust wholly for such purposes.	₹ 18,27,17,988
4. Amount of income eligible for exemption under section 11(1)(c) (Give details)	No



Sl. No.	Details	Amount
	No Records Added	

5.	Amount of income, in addition to the amount referred to in item 3 above, accumulated or set apart for specified purposes under section 11(2)	₹ 0
6.	Whether the amount of income mentioned in item 5 above has been invested or deposited in the manner laid down in section 11(2)(b)? If so, the details thereof	No, -
7.	Whether any part of the income in respect of which an option was exercised under clause (2) of the Explanation to section 11(1) in any earlier year is deemed to be income of the previous year under section 11(1B)? If so, the details thereof	No, -
8.	Whether, during the previous year, any part of income accumulated or set apart for specified purposes under section 11(2) in any earlier year-	
	(a) has been applied for purposes other than charitable or religious purposes or has ceased to be accumulated or set apart for application thereto, or	No, -
	(b) has ceased to remain invested in any security referred to in section 11(2)(b)(i) or deposited in any account referred to in section 11(2)(b)(ii) or section 11(2)(b)(iii), or	No, -
	(c) has not been utilised for purposes for which it was accumulated or set apart during the period for which it was to be accumulated or set apart, or in the year immediately following the expiry thereof? If so, the details thereof	No, -

## II. APPLICATION OR USE OF INCOME OR PROPERTY FOR THE BENEFIT OF PERSONS REFERRED TO IN SECTION 13(3)

1.	Whether any part of the income or property of the Trust was lent, or continues to be lent, in the previous year to any person referred to in section 13(3) (hereinafter referred to in this Annexure as such person)? If so, give details of the amount, rate of interest charged and the nature of security, if any	No
----	--	----

Sl. No.	Amount	Rate of interest charged (%)	Nature of security, if any.	Remarks
		No Records Added		

2.	Whether any land, building or other property of the Trust was made, or continued to be made, available for the use of any such person during the previous year? If so, give details of the property and the amount of rent or compensation charged, if any	No
----	--	----





Sl. No.	Details of property	Amount of rent or compensation charged
No Records Added		

3. Whether any payment was made to any such person during the previous year by way of salary, allowance or otherwise? If so, give details No

Sl. No.	Detail	Amount
No Records Added		

4. Whether the services of the Trust were made available to any such person during the previous year? If so, give details thereof together with remuneration or compensation received, if any No

Sl. No.	Name of the Person	Amount of Remuneration/ Compensation	Remarks
No Records Added			

5. Whether any share, security or other property was purchased by or on behalf of the Trust during the previous year from any such person? If so, give details thereof together with the consideration paid No

Sl. No.	Name of the Person	Amount of Consideration paid	Remarks
No Records Added			

6. Whether any share, security or other property was sold by or on behalf of the Trust during the previous year to any such person? If so, give details thereof together with the consideration received No

Sl. No.	Name of the Person	Amount of Consideration received	Remarks
No Records Added			

7. Whether any income or property of the Trust was diverted during the previous year in favour of any such person? If so, give details thereof together with the amount of income or value of property so diverted No

Sl. No.	Name of the Person	Income or value of property diverted	Remarks
---------	--------------------	--------------------------------------	---------



Sl. No.	Name of the Person	Income or value of property diverted	Remarks
No Records Added			

8. Whether the income or property of the Trust was used or applied during the previous year for the benefit of any such person in any other manner? If so, give details. No

Sl. No.	Name of the Person	Amount	Remarks
No Records Added			

**III. INVESTMENTS HELD AT ANY TIME DURING THE PREVIOUS YEAR(S) IN CONCERNS IN WHICH PERSONS REFERRED TO IN SECTION 13(3) HAVE A SUBSTANTIAL INTEREST**

Sl. No.	Name of the concern	Address of the concern	Where the concern is a company	Number of Equity Shares	Number of Preferential Shares	Number of Sweat Equity Shares	Nominal value of the investment	Income from the investment	Whether the amount in col. 5 exceeded 5 per cent of the capital of the concern during the previous year
No Records Added									

Total (Nominal value of the investment) 0  
 Total (Income from the investment) 0  
 Place 49.205.233.22  
 Date 30-Sep-2022

Acknowledgement Number - 578037200300922

This form has been digitally signed by SRINIVASA RAO BANDARUPALLI having PAN AEEP87664L, from IP Address 49.205.233.22 on 30-Sep-2022 05:05:18 AM  
 Dsc SI No and issuer 20111355CN=e-Mudhra Sub CA for Class 2 Individual 2014.C=IN,O=eMudhra Consumer Services Limited,OU=Certifying Authority



For PUNNAIAH & Co.,  
CHARTERED ACCOUNTANTS

*(Signature)*  
 (S. SRINIVASA RAO)  
 M. No. 208700, PARTNER  
 Firm Regn. No. 002708S

**VIGNAN'S FOUNDATION FOR SCIENCE, TECHNOLOGY AND RESEARCH**  
**VADLAMUDI**  
**STATEMENT OF AFFAIRS AS AT 31.03.2022**

PARTICULARS	Schedule	₹ As at 31.03.2022	₹ As at 31.03.2021
<b>SOURCES OF FUNDS:</b>			
<b>UNRESTRICTED FUNDS</b>			
Corpus Fund	1	5,01,01,116	5,01,01,116
General Fund	2	1,51,83,59,929	1,25,21,03,219
Designated/Earmarked Funds		-	-
<b>RESTRICTED FUNDS</b>			
	3	1,98,26,931	1,27,80,789
<b>LOANS/BORROWINGS</b>			
<b>Secured Loans</b>			
Term Loans		17,24,11,915	-
Demand Loans		19,75,55,364	1,80,05,810
<b>Un-Secured Loans</b>			
		-	-
<b>CURRENT LIABILITIES AND PROVISIONS</b>			
	5	20,83,68,611	15,98,50,744
<b>TOTAL</b>		2,16,66,23,865	1,49,28,41,679
<b>APPLICATION OF FUNDS:</b>			
<b>FIXED ASSETS</b>			
Tangible Assets	6	81,49,92,264	76,85,08,515
Intangible Assets		24,53,740	31,30,917
Capital Work-in-Progress		34,10,87,570	19,34,30,697
<b>INVESTMENTS</b>			
Long Term		-	-
Short Term		-	-
<b>CURRENT ASSETS</b>			
	7	50,55,39,342	24,59,55,039
<b>FEE RECEIVABLES</b>			
	8	36,13,21,838	21,98,45,279
<b>LOANS, ADVANCES AND DEPOSITS</b>			
	9	14,12,29,110	6,19,71,232
<b>TOTAL</b>		2,16,66,23,865	1,49,28,41,679

For Vignan's Foundation For Science,  
Technology and Research

  
Managing Trustee



Place: Vadlamudi

Date: 29-09-2022

As per our report even date annexed

For M/s Punnaiah & Co  
Chartered Accountants

  
Partner

(CA B. Srinivasa Rao)

(M. No. 208788, Firm Reg. No. 00027985)

UDIN: 22208788AXACHM7514



**VIGNAN'S FOUNDATION FOR SCIENCE, TECHNOLOGY AND RESEARCH**  
**VADLAMUDI**  
**INCOME AND EXPENDITURE STATEMENT FOR THE YEAR ENDED 31.03.2022**

Particulars	Schedule	Current Year				Previous Year	
		Unrestricted Funds			Restricted Funds	Total	Total
		Corpus Fund	Designated Fund	General Fund			
<b>INCOME</b>							
Academic Receipts	10	-	-	1,21,11,51,328	-	1,21,11,51,328	1,02,55,75,777
Grants & Donations	11	-	-	-	-	-	-
Income from Investments	12	-	-	2,10,707	-	2,10,707	-
Other Incomes	13	-	-	67,57,888	-	67,57,888	69,73,548
<b>TOTAL (A)</b>		-	-	1,21,81,19,923	-	1,21,81,19,923	1,03,25,49,325
<b>EXPENDITURE</b>							
Staff Payments & Benefits	14	-	-	34,66,32,846	-	34,66,32,846	32,91,09,290
Academic Expenses	15	-	-	28,43,63,916	-	28,43,63,916	20,68,35,967
Administrative & General Expenses	16	-	-	16,61,05,430	-	16,61,05,430	15,32,00,488
Transportation Expenses	17	-	-	2,16,35,204	-	2,16,35,204	1,09,92,015
Repairs & Maintenance	18	-	-	3,42,97,337	-	3,42,97,337	1,07,90,390
Finance Costs	19	-	-	21,51,202	-	21,51,202	74,00,199
Depreciation	20	-	-	9,66,77,278	-	9,66,77,278	9,60,34,544
<b>TOTAL (B)</b>		-	-	95,18,63,214	-	95,18,63,214	81,43,62,893
Balance being Excess of Income over Expenditure (A-B)		-	-	26,62,56,710	-	26,62,56,710	21,81,86,432
Transfer to/ from Designated Fund							
Building Fund		-	-	-	-	-	-
Corpus Fund		-	-	-	-	-	-
Balance Being Surplus/(Deficit) Carried to General Fund		-	-	26,62,56,710	-	26,62,56,710	21,81,86,432
Notes on Accounts	-						

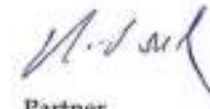
For Vignan's Foundation For Science,  
Technology and Research

  
Managing Trustee

Place: Vadlamudi  
Date: 29-09-2022



As per our report even date annexed  
For M/s Punnaiah & Co  
Chartered Accountants



Partner  
(CA B. Srinivasa Rao)

(M. No. 208788, Firm Reg. No. 00027985)

**VIGNAN'S FOUNDATION FOR SCIENCE, TECHNOLOGY AND RESEARCH: VADLAMUDI**  
**SCHEDULES TO STATEMENT OF AFFAIRS AS AT 31.03.2022**

**SCHEDULE -1 CORPUS FUND**

Particulars	As at 31.03.2022	As at 31.03.2021
Balance as at the beginning of the year	5,01,01,116.00	5,01,01,116.00
Add: Contributions/yearmarked towards Corpus	-	-
Deduct: Asset written off during the year created out of Corpus	-	-
<b>BALANCE AT THE YEAR-END</b>	<b>5,01,01,116.00</b>	<b>5,01,01,116.00</b>

**SCHEDULE -2 GENERAL FUND**

Particulars	As at 31.03.2022	As at 31.03.2021
Balance as at the beginning of the year	1,25,21,03,219	1,03,39,16,787
Add: Contributions towards General Fund	-	-
Add: Balance of Net Surplus/(Deficit) transferred from the Income and Expenditure Account	26,62,56,710	21,81,86,432
<b>BALANCE AT THE YEAR-END</b>	<b>1,51,83,59,929</b>	<b>1,25,21,03,219</b>

VIGNAN'S FOUNDATION FOR SCIENCE, TECHNOLOGY AND RESEARCH: VADLAMUDI

SCHEDULES TO STATEMENT OF AFFAIRS AS AT 31.03.2022

SCHEDULE 3 - RESTRICTED FUNDS

Particulars	FUND WISE BREAK UP				TOTAL	
	FUND AA	FUND BB	FUND CC	FUND DD	As at 31.03.2022	As at 31.03.2021
a) Opening balance of the funds	1,27,80,789.45	-	-	-	1,27,80,789.45	99,26,018.30
b) Additions to the Funds:						
i. Grants from Government Agencies (Net)	2,72,48,867.00	-	-	-	2,72,48,867.00	1,50,82,691.00
ii. Income from Investments made on account of Funds	-	-	-	-	-	-
iii. Accrued interest on Investments on account of Funds	5,04,040.00	-	-	-	5,04,040.00	2,77,052.00
iv. Other additions (Transfer of unrealised DST project funds)	-	-	-	-	-	-
<b>TOTAL (a+b)</b>	<b>4,05,33,696.45</b>	<b>-</b>	<b>-</b>	<b>-</b>	<b>4,05,33,696.45</b>	<b>2,52,85,761.30</b>
c) Utilisation/ Expenditure towards objectives of funds:						
i. Capital Expenditure						
Equipment	1,08,03,327.00	-	-	-	1,08,03,327.00	48,05,934.00
Others	15,11,401.00	-	-	-	15,11,401.00	-
<b>Total</b>	<b>1,23,14,728.00</b>	<b>-</b>	<b>-</b>	<b>-</b>	<b>1,23,14,728.00</b>	<b>48,05,934.00</b>
ii. Revenue Expenditure						
Salaries, Wages and Allowances, etc.,	34,46,462.00	-	-	-	34,46,462.00	39,59,577.00
Rent	-	-	-	-	-	-
Other Administrative Expenses	49,45,575.90	-	-	-	49,45,575.90	37,39,460.85
<b>Total</b>	<b>83,92,037.90</b>	<b>-</b>	<b>-</b>	<b>-</b>	<b>83,92,037.90</b>	<b>76,99,037.85</b>
<b>TOTAL (c)</b>	<b>2,07,06,765.90</b>	<b>-</b>	<b>-</b>	<b>-</b>	<b>2,07,06,765.90</b>	<b>1,25,04,971.85</b>
<b>NET BALANCE AS AT THE YEAR-END (a+b-c)</b>	<b>1,98,26,930.55</b>	<b>-</b>	<b>-</b>	<b>-</b>	<b>1,98,26,930.55</b>	<b>1,27,80,789.45</b>



**NAN'S FOUNDATION FOR SCIENCE, TECHNOLOGY AND RESEARCH: VADLAMI**  
**SCHEDULES TO STATEMENT OF AFFAIRS AS AT 31.03.2022**

**SCHEDULE 4 - LOANS/BORROWINGS**

**SECURED LOANS**

Particulars	As at 31.03.2022	As at 31.03.2021
1. Central Government	-	-
2. State Government (Specify)	-	-
3. Financial Institutions		
a) Term Loans	-	-
b) Interest accrued and due	-	-
4. Banks:		
a) Term Loans	-	-
PNB Term Loan,Gnt TL A/c No.019500IC00003325	17,24,11,915	-
-Interest accrued and due	-	-
b) Other Loans		
PNB Gnt OD A/c No.0195009300026829	-	1,80,05,810
PNB Gnt OD A/c No.0195009300027086	19,55,55,364	-
UCO BANK, VdI CC A/c No.21890510000359	20,00,000	-
-Interest accrued and due	-	-
5. Other Institutions and Agencies	-	-
6. Debentures and Bonds	-	-
7. Others (Specify)	-	-
<b>Total</b>	<b>36,99,67,279</b>	<b>1,80,05,810</b>
<b>Note: Amounts due within one year</b>	-	-

**UNSECURED LOANS**

Particulars	As at 31.03.2022	As at 31.03.2021
1. Central Government	-	-
2. State Government (Specify)	-	-
3. Financial Institutions	-	-
4. Banks:		
a) Term Loans	-	-
b) Other Loans (specify)	-	-
5. Other Institutions and Agencies		
6. Debentures and Bonds	-	-
7. Fixed Deposits	-	-
<b>Total</b>	<b>-</b>	<b>-</b>
<b>Note: Amounts due within one year</b>	-	-

VIGNAN'S FOUNDATION FOR SCIENCE, TECHNOLOGY AND RESEARCH: VADLAMUDI.

SCHEDULES TO STATEMENT OF AFFAIRS AS AT 31.03.2022

SCHEDULE 5 - CURRENT LIABILITIES & PROVISIONS

Particulars	As at 31.03.2022	As at 31.03.2021
<b>A. CURRENT LIABILITIES</b>		
1. Deposits from Staff	11,81,511	13,14,919
2. Deposits from Students	-	-
3. Sundry Creditors	-	-
a) For Goods & Services	2,22,11,219	3,19,45,616
b) Others	-	-
c) Receipts from other units	-	-
3. Advance Fee Collections	2,85,73,008	4,96,780
4. Interest accrued but not due on:	-	-
a) Secured Loans/Borrowings	-	-
b) Un-Secured Loans/Borrowings	-	-
5. Statutory Liabilities (GPF,TDS,WC TAX,CPF,GIS,NPS):	-	-
a) Overdue	-	-
b) TDS Payable	10,15,009	1,23,69,441
c) Professional Tax Due	1,02,300	1,05,350
d) Provident Fund Payable	8,16,430	7,16,223
e) ESI Contribution Payable	13,928	14,614
6. Other Current Liabilities	-	-
a) Salaries	5,89,64,791	5,79,34,653
b) Receipts against Sponsored Projects	-	-
c) Receipts against Sponsored Fellowships & Scholarships	-	-
d) Unutilised Grants	-	-
e) Grants in Advance	-	-
f) Miscellaneous Funds	94,13,369	76,69,356
g) Other Liabilities	1,50,66,073	1,62,42,935
h) Scholarships	7,07,95,000	3,08,46,750
<b>TOTAL (A)</b>	<b>20,81,52,638</b>	<b>15,96,56,637</b>
<b>B. PROVISIONS</b>		
1. For Taxation	-	-
2. Gratuity	-	-
3. Superannuation/Pension	-	-
4. Accumulated Leave Encashment	-	-
5. LIC Premium Payable	2,15,973	1,94,107
6. Trade Warranties/Claims	-	-
7. Others (Specify)	-	-
<b>TOTAL (B)</b>	<b>2,15,973</b>	<b>1,94,107</b>
<b>TOTAL (A+B)</b>	<b>20,83,68,611</b>	<b>15,98,50,744</b>

**VIGNAN'S FOUNDATION FOR SCIENCE, TECHNOLOGY AND RESEARCH: VADLAMUDE.**  
**SCHEDULES TO STATEMENT OF AFFAIRS AS AT 31.03.2022**

**SCHEDULE 6 -FIXED ASSETS**

Particulars	Depreciation Rate	GROSS BLOCK				DEPRECIATION					NET BLOCK	
		Cost/valuation As at beginning of the Year	Additions during the Year	Deductions during the Year	Cost/valuation at the Year-end	As at the beginning of the Year	On Openings During the Year	On Additions During the Year	On Deductions during the Year	Total up to the Year-end	As at the Current Year-end	As at the Previous Year-end
<b>I. Land</b>												
a) Freehold	0	9,30,21,771	2,70,25,573	0	12,00,47,344	0	0	0	0	0	12,00,47,344	9,30,21,771
b) Leasehold		0	0	0	0	0	0	0	0	0	0	0
<b>II. Buildings</b>												
a) On Freehold Land		0	0	0	0	0	0	0	0	0	0	0
b) On Leasehold Land	10	76,54,51,834	5,17,03,737	0	81,67,55,673	12,99,71,303	4,35,07,863	25,85,187	0	37,64,66,353	44,06,89,320	41,50,78,633
c) Co-ownership Flats/ Premises		0	0	0	0	0	0	0	0	0	0	0
d) Superstructures on Land not belonging to Educational Institutions		0	0	0	0	0	0	0	0	0	0	0
<b>III. Plants, machinery &amp; equipment</b>	15	6,12,53,665	1,15,68,496	0	7,28,22,161	3,48,43,808	29,61,880	9,09,642	0	3,87,14,921	3,33,07,240	2,64,09,865
<b>IV. Furniture &amp; fixtures</b>	10	9,84,80,333	95,97,983	0	10,80,78,316	3,81,01,078	60,37,857	5,72,423	0	4,47,12,259	6,33,66,277	6,03,78,373
<b>V. Office Equipment</b>	15	31,36,366	66,986	0	31,83,354	18,67,263	1,87,335	3,024	0	26,99,632	31,23,532	12,49,903
<b>VI. Computer/peripherals</b>	40	7,28,25,728	2,84,62,513	0	9,32,08,241	5,47,75,366	72,30,145	53,47,423	0	6,73,42,933	2,59,45,308	1,88,50,362
<b>VII. Electric Installations</b>	15	2,83,30,732	25,14,825	0	3,08,45,557	1,46,57,873	20,50,929	2,38,882	0	1,69,47,684	1,38,97,873	1,36,72,158
<b>VIII. Library books</b>	48	2,75,60,412	20,85,802	0	2,96,46,214	2,19,26,580	22,53,533	4,98,600	0	2,46,70,713	49,75,501	58,33,032
<b>IX. Tube wells &amp; water supply</b>		0	0	0	0	0	0	0	0	0	0	0
<b>XI. Lab Equipment</b>	15	9,91,07,691	97,63,480	0	10,88,71,171	4,48,14,385	81,43,996	9,58,093	0	5,39,88,476	5,48,62,655	5,41,93,396
<b>XII Sports Equipment</b>	15	34,38,956	4,00,010	0	38,38,966	15,48,023	2,81,548	44,898	0	18,66,421	75,90,545	18,76,333
<b>XIV. Vehicles</b>	15	3,52,36,353	45,000	0	3,57,61,353	3,57,66,075	29,17,327	6,000	0	1,06,99,601	1,65,71,652	1,94,50,178
<b>XVE. University equipment</b>	15	2,27,42,488	43,22,093	0	2,72,64,580	3,05,74,330	18,25,224	3,50,128	0	1,27,49,682	1,43,14,898	1,21,69,358
<b>XVII. Research &amp; Development Equipment</b>												
a) Computer Equipment	40	1,36,82,983	0	0	1,36,82,983	1,04,39,706	12,07,311	0	0	1,17,37,017	19,45,966	32,43,277
b) Computer Software	40	33,42,020	39,700	0	33,92,720	32,01,155	64,350	6,149	0	32,71,645	1,21,885	1,60,873
c) Lab Equipment	15	4,08,85,189	14,04,547	0	4,22,09,736	2,24,62,657	27,51,380	1,87,754	0	2,54,91,791	1,48,07,945	1,83,42,332
d) Library Books	48	11,86,022	0	0	11,86,022	11,90,333	2,268	0	0	11,92,621	3,401	5,669
e) Salar Vehicle	15	92,702	0	0	92,702	59,303	5,026	0	0	64,229	29,482	73,589
f) Vignana Vinayaki Electric vehicles	15	1,15,130	0	0	1,15,130	74,965	4,025	0	0	80,990	34,140	40,165
g) Green House Project - Bio-Tech Dept	10	3,53,284	0	0	3,53,284	1,33,877	22,019	0	0	1,55,896	1,98,120	2,30,189
h) Animal House Project (In house)	15	17,24,124	39,046	0	17,63,174	6,36,938	1,63,029	4,038	0	8,04,053	9,93,121	10,87,192
i) Bio-Gas Project (In house)	15	68,683	0	0	68,683	31,647	5,511	0	0	37,458	31,227	36,738
ii) Herbal Gardens	33	6,28,434	0	0	6,28,434	2,51,745	56,200	0	0	3,87,985	3,08,469	3,73,889
iii) Lab Equipment (Paid Money for facility)	15	7,47,520	1,33,918	0	8,65,438	3,07,311	68,033	17,333	0	3,90,567	4,72,881	4,40,379
ii) Bio Gas Plant	15	47,96,760	0	0	47,96,760	16,99,746	4,64,352	0	0	21,64,258	26,32,462	30,97,014
iii) Student Project (Paid Money for students)	15	2,22,985	1,76,531	0	4,51,516	1,29,891	21,494	13,390	0	1,64,745	2,86,771	3,43,994
<b>XVII Computer Software</b>	40	1,35,83,381	9,58,650	0	1,44,62,031	1,03,72,464	12,12,367	3,83,460	0	1,20,08,291	24,53,740	30,30,937
<b>A. Total of CURRENT YEAR</b>		<b>1,39,14,71,576</b>	<b>34,24,83,851</b>	<b>0</b>	<b>1,53,39,55,427</b>	<b>61,98,32,145</b>	<b>8,85,65,012</b>	<b>1,21,12,266</b>	<b>0</b>	<b>71,65,09,423</b>	<b>61,74,46,004</b>	<b>77,16,39,431</b>
<b>PREVIOUS YEAR</b>		<b>19,34,30,697</b>	<b>19,34,30,697</b>	<b>0</b>	<b>19,34,30,697</b>	<b>0</b>	<b>0</b>	<b>0</b>	<b>0</b>	<b>19,34,30,697</b>	<b>16,34,36,369</b>	
<b>XII Capital Work-in-Progress</b>		<b>0</b>	<b>19,93,60,610</b>	<b>0</b>	<b>19,93,60,610</b>	<b>0</b>	<b>0</b>	<b>0</b>	<b>0</b>	<b>19,93,60,610</b>	<b>5,81,12,338</b>	
<b>TRANSFER TO ASSETS</b>		<b>0</b>	<b>5,17,03,737</b>	<b>0</b>	<b>5,17,03,737</b>	<b>0</b>	<b>0</b>	<b>0</b>	<b>0</b>	<b>5,17,03,737</b>	<b>2,81,27,981</b>	
<b>B. NET WORK-IN-PROGRESS</b>		<b>19,34,30,697</b>	<b>34,10,87,579</b>	<b>0</b>	<b>34,10,87,579</b>	<b>0</b>	<b>0</b>	<b>0</b>	<b>0</b>	<b>34,10,87,579</b>	<b>19,34,30,697</b>	
<b>TOTAL (A+B)</b>		<b>1,58,49,02,273</b>	<b>48,35,71,431</b>	<b>0</b>	<b>1,87,50,42,997</b>	<b>61,98,32,145</b>	<b>8,85,65,012</b>	<b>1,21,12,266</b>	<b>0</b>	<b>71,65,09,423</b>	<b>1,15,85,31,575</b>	<b>96,90,70,128</b>



**VIGNAN'S FOUNDATION FOR SCIENCE, TECHNOLOGY AND RESEARCH  
VADLAMUDI  
SCHEDULES TO STATEMENT OF AFFAIRS AS AT 31.03.2022**

**SCHEDULE 7 - CURRENT ASSETS**

Particulars	As at 31.03.2022	As at 31.03.2021
1. Stock:		
a) Stores and Spares	-	-
b) Loose Tools	-	-
c) Publications	-	-
d) Unifroms	-	-
2. Sundry Debtors (Fee Receivables):		
a) Outstanding for a period exceeding six months	-	-
b) Others	-	-
3. Cash Balances in hand (including cheques/ drafts and imprest)	13,081	84,696
4. Bank Balances (to be further classified as pertaining to earmarked fund or otherwise)		
a) With Scheduled Banks:		
In Current Accounts	17,17,16,207	5,79,30,279
In Term Deposit Accounts	12,74,86,877	13,44,86,531
In Savings Accounts	20,63,23,177	5,34,53,533
b) With Non-Scheduled Banks:		
In Current Accounts	-	-
In term deposit Accounts	-	-
In Savings Accounts	-	-
5. Post Office- Savings Accounts	-	-
<b>TOTAL</b>	<b>50,55,39,342</b>	<b>24,59,55,039</b>

**VIGNAN'S FOUNDATION FOR SCIENCE, TECHNOLOGY AND RESEARCH  
VADLAMUDI**

**SCHEDULES TO STATEMENT OF AFFAIRS AS AT 31.03.2022**

**SCHEDULE 8 - FEE RECEIVABLES**

Particulars	As at 31.03.2022	As at 31.03.2021
a) Fee receivables 2021-22	30,12,03,587	-
b) Fee receivables 2020-21	4,84,84,754	19,88,67,949
c) Fee receivables upto 2019-20	1,16,33,497	2,09,77,330
<b>TOTAL</b>	<b>36,13,21,838</b>	<b>21,98,45,279</b>

**SCHEDULE 9 - LOANS, ADVANCES & DEPOSITS**

Particulars	As at 31.03.2022	As at 31.03.2021
<b>1. Advances to Employees:</b>		
(Non-interest bearing)		
a) Salary	3,30,349	5,91,001
b) Festival	-	-
c) LTC	-	-
d) Medical Advance	-	-
e) Other (Advances for Expenditure)	20,50,216	3,23,890
<b>2. Long Term Advances to Employees:</b>		
(Interest bearing)		
a) Vehicle loan	-	-
b) Home loan	-	-
c) Others (to be specified)	-	-
<b>3. Advances and other amounts recoverable in cash or in kind or for value to be received:</b>		
a) On Capital Account	-	4,02,29,506
b) to suppliers	12,16,08,465	45,18,369
c) Service providers	19,04,783	3,78,189
<b>4. Prepaid Expenses</b>		
a) Insurance	18,89,815	23,95,837
b) Internet		1,756
c) Others	6762533	7823050
<b>5. Deposits</b>		
a) Telephone	51,239	51,239
b) Lease Rent	1,52,000	1,85,000
c) Electricity	21,09,110	20,69,110
d) MCL, if applicable		-
e) Security deposit	750	750
f) Gas deposit	6,800	6,800
g) AP Food Processing Society	50,000	50,000
h) Earnest Money (AP Food Technology Lab)	5,00,000	5,00,000
<b>6. Income Accrued</b>		
a) On Inv. Earmarked/Endowment Funds		-
b) On Investments-Others		-
c) On Loans and Advances		-
<b>7. Other receivable</b>		
a) Debit balances in Sponsored Projects		-
b) Debit balances in Fellowship & Scholarship		-
c) Grants Recoverable		-
d) TD5 Receivables	17,38,680	24,77,325
e) TCS Receivables	3,85,279	3,69,411
f) Others	16,89,092	-
<b>8. Claims Receivable</b>		
		-
<b>TOTAL</b>	<b>14,12,29,110</b>	<b>6,19,71,232</b>

**VIGNAN'S FOUNDATION FOR SCIENCE, TECHNOLOGY AND RESEARCH  
VADLAMUDI**

**SCHEDULE 10 - ACADEMIC RECEIPTS**

Particulars	As at 31.03.2022	As at 31.03.2021
<b>FEE FROM STUDENTS</b>		
<b>Academic</b>		
1. Tuition Fee	1,08,35,72,294	93,83,44,575
2. Admission Fee	5,27,07,100	2,92,93,400
3. Campus Recruitment Training Fee	-	-
<b>Total (A)</b>	<b>1,13,62,79,394</b>	<b>96,76,37,975</b>
<b>Examinations</b>		
1. Admission-test Fee	50,69,087	29,36,295
2. Annual Examination Fee	3,38,73,136	2,96,29,183
3. Mark Sheet, Certificate Fee	-	-
<b>Total (B)</b>	<b>3,89,42,223</b>	<b>3,25,65,478</b>
<b>Other fees</b>		
1. Identity Card Fee	76,730	87,030
2. Fine/Miscellaneous Fee	22,81,865	17,00,075
3. Medical Fee	-	-
4. Transportation Fee	3,35,71,116	2,35,85,219
5. Hostel Fee	-	-
<b>Total (C)</b>	<b>3,59,29,711</b>	<b>2,53,72,324</b>
<b>Sale of Publications</b>		
1. Sale of Syllabus and Question Paper, etc.	-	-
2. Sale of Prospectus including Admission Forms	-	-
<b>Total (D)</b>	<b>-</b>	<b>-</b>
<b>GRAND TOTAL (A+B+C+D)</b>	<b>1,21,11,51,328</b>	<b>1,02,55,75,777</b>



**VIGNAN'S FOUNDATION FOR SCIENCE, TECHNOLOGY AND RESEARCH  
VADLAMUDI**

**SCHEDULE 11 - GRANTS & DONATIONS (Irrevocable Grants & Subsidies Received)**

Particulars	As at 31.03.2022	As at 31.03.2021
1) Central Government	-	-
2) State Government(s)	-	-
3) Government Agencies	-	-
4) Institutions/Welfare Bodies	-	-
5) International Organisations	-	-
6) Others (Specify)	-	-
<b>TOTAL</b>	-	-

**SCHEDULE 12 - INCOME FROM INVESTMENTS**

Particulars	As at 31.03.2022	As at 31.03.2021
1) Capital Gain on MF Investments	2,10,707	-
2) Others (specify)	-	-
<b>TOTAL</b>	<b>2,10,707</b>	-

**SCHEDULE 13 - OTHER INCOME**

Particulars	As at 31.03.2022	As at 31.03.2021
<b>A. Income from Land &amp; Building</b>		
1. Hostel Room Rent	-	-
2. License Fee	-	-
3. Hire Charges of Auditorium/Play Ground/ Convention Centre, etc.,	-	-
4. Electricity & Water Charges	-	-
<b>Total</b>	-	-
<b>B. Sale of Institute's publications</b>	-	-
<b>C. Income from holding events</b>		
1. Gross Receipts from Annual Function/Sports Carnival	-	-
Less: Direct Exp. on the Annual Function/Sports Carnival	-	-
2. Gross Receipts from Fetes	-	-
Less: Direct Expenditure incurred on the Fetes	-	-
3. Gross Receipts for Educational Tours	-	-
Less: Direct Expenditure incurred on the Tours	-	-
4. Others (to be specified and separately disclosed)	-	-
<b>Total</b>	-	-
<b>D. Interest on Term Deposits:</b>		
a) With Scheduled Banks (FDRs)	62,50,764	67,89,498
b) With Non-Scheduled Banks	-	-
c) With Institutions	-	-
d) Others	-	-
<b>Total</b>	<b>62,50,764</b>	<b>67,89,498</b>
<b>E. Interest on Savings Accounts:</b>		
a) With Scheduled Banks	5,07,124	1,84,050
b) With Non-Scheduled Banks	-	-
c) With Institutions	-	-
d) Others	-	-
<b>Total</b>	<b>5,07,124</b>	<b>1,84,050</b>

Particulars	As at 31.03.2022	As at 31.03.2021
<b>F. Interest On Loans:</b>		
a) Employees/Staff	-	-
b) Others	-	-
<b>Total</b>	-	-
<b>G. Interest on Debtors and Other Receivables</b>	-	-
<b>H. Others</b>		
1. Income from Consultancy	-	-
2. RTI Fee	-	-
3. Income from Royalty	-	-
4. Sale of Application Forms (Recruitment)	-	-
5. Application Fee	-	-
6. Profit on Sale/Disposal of Assets:		
a) Owned Assets	-	-
b) Assets acquired out of Grants/received Free of Cost	-	-
7. Others	-	-
8. Prior Period Adjustments	-	-
<b>Total</b>	-	-
<b>GRAND TOTAL (A+B+C+D+E+F+G+H)</b>	<b>67,57,888</b>	<b>69,73,548</b>

**VIGNAN'S FOUNDATION FOR SCIENCE, TECHNOLOGY AND RESEARCH  
VADLAMUDI**

**SCHEDULE 14 - STAFF PAYMENTS & BENEFITS**

<b>Particulars</b>	<b>As at 31.03.2022</b>	<b>As at 31.03.2021</b>
a) Salaries and Wages		
Teaching Staff	25,08,79,786	24,15,84,566
Non-Teaching Staff	7,64,88,718	7,08,77,129
b) Incentives	18,99,300	7,84,420
c) Contribution to Provident Fund	97,80,571	91,68,659
d) Staff Welfare Expenses	62,88,340	52,33,345
e) Faculty Development	3,00,520	6,02,496
f) Staff Recruitment expenses	2,89,087	27,500
g) Contribution to ESI	7,06,524	8,31,175
<b>TOTAL</b>	<b>34,66,32,846</b>	<b>32,91,09,290</b>

**SCHEDULE 15 - ACADEMIC EXPENSES**

<b>Particulars</b>	<b>As at 31.03.2022</b>	<b>As at 31.03.2021</b>
a) Laboratory Expenses	28,34,110	18,12,165
b) Field Work/Participation	26,58,053	20,860
c) Seminar/Workshop	8,41,508	9,02,844
d) Payment to Visiting Faculty	37,02,941	16,68,447
e) Examination Expenses	1,75,17,808	94,73,694
f) Student Welfare Expenses	67,85,211	35,10,015
g) Admission Expenses	3,69,89,236	2,32,07,925
h) Convocation Expenses	23,99,749	-
i) Publications		-
j) Stipend/Merit-cum-Merit Scholarship	15,81,000	17,67,000
k) Academic Scholarships	19,72,94,750	15,38,43,750
l) Training & Placement Expenses	1,17,59,551	1,06,29,267
<b>TOTAL</b>	<b>28,43,63,916</b>	<b>20,68,35,967</b>

**VIGNAN'S FOUNDATION FOR SCIENCE, TECHNOLOGY AND RESEARCH  
VADLAMUDI**

**SCHEDULE 16 - ADMINISTRATIVE AND GENERAL EXPENSES**

Particulars	As at 31.03.2022	As at 31.03.2021
a) Electricity and Power	1,70,67,662	1,12,50,040
b) Rates, Taxes and Licences	83,66,385	59,22,869
c) Postage & Telegram	3,40,637	4,89,226
d) Telephone and Internet Charges	24,34,283	19,54,463
e) Printing and Stationary	31,57,083	24,93,758
f) Travelling and Conveyance Expenses	25,57,727	9,01,169
g) Expenses on Seminar/Workshops	2,25,464	-
h) Rent	17,66,534	17,65,002
i) Auditors Remuneration	5,66,400	5,66,400
j) Advertisement and Publicity	2,68,96,897	4,21,74,049
k) Magazines & Journals	4,95,200	7,43,170
l) Miscellaneous Expenses	3,17,051	1,58,450
m) Functions & Celebrations	84,68,625	13,95,919
n) Research & Development	8,16,85,584	7,75,20,877
o) Security Charges	99,27,824	52,29,759
p) Meeting Expenses	6,25,715	73,820
q) Social Commitment Expenses	12,06,359	5,61,517
<b>TOTAL</b>	<b>16,61,05,430</b>	<b>15,32,00,488</b>

**SCHEDULE 17 - TRANSPORTATION EXPENSES**

Particulars	As at 31.03.2022	As at 31.03.2021
1. Vehicles (Owned by Educational Institution)		
a) Running Expenses	1,27,97,992	66,54,607
b) Repairs & Maintenance	44,27,009	22,93,312
c) Insurance Expenses	32,61,782	14,44,109
2. Vehicles (Not-owned by Educational Institution)		
a) Running, Repairs & Maintenance Expenses	11,48,421	5,99,987
<b>TOTAL</b>	<b>2,16,35,204</b>	<b>1,09,92,015</b>



**VIGNAN'S FOUNDATION FOR SCIENCE, TECHNOLOGY AND RESEARCH  
VADLAMUDI**

**SCHEDULE 18 - REPAIRS & MAINTENANCE**

<b>Particulars</b>	<b>As at 31.03.2022</b>	<b>As at 31.03.2021</b>
a) Building	1,09,95,702	17,23,490
b) Fixtures	2,72,818	3,30,055
c) Plant & Machinery	23,67,145	4,09,364
d) Office/Sports/ Equipments	52,46,958	4,98,460
e) Computer Maintenance (including Softwares)	36,54,129	17,76,872
f) University Maintenance	77,46,686	32,86,315
g) Electrical Maintenance	29,35,846	10,16,638
i) Green Initiative Expenses	10,78,053	17,49,196
<b>TOTAL</b>	<b>3,42,97,337</b>	<b>1,07,90,390</b>

**SCHEDULE 19 - FINANCE COSTS**

<b>Particulars</b>	<b>As at 31.03.2022</b>	<b>As at 31.03.2021</b>
a) Interest on Car loan	-	3,030
b) Interest on SOD Loan	8,73,403	22,16,483
c) Interest on term loan	-	38,53,477
d) Interest on Deposit Loans	-	-
e) Bank charges	12,77,799	13,27,209
<b>TOTAL</b>	<b>21,51,202</b>	<b>74,00,199</b>

**SCHEDULE 20 - DEPRECIATION**

<b>Particulars</b>	<b>As at 31.03.2022</b>	<b>As at 31.03.2021</b>
Depreciation	9,66,77,278	9,60,34,544
<b>TOTAL</b>	<b>9,66,77,278</b>	<b>9,60,34,544</b>